



Maranoa River Water Supply Scheme

Scheme Summary

Note: this scheme summary has been compiled for completeness. Sunwater did not host a face-to-face customer meeting with Maranoa River customers.

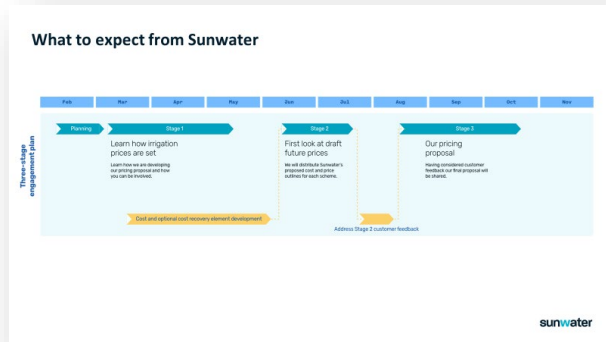
First Nations Commitment Statement

Sunwater acknowledges Aboriginal and Torres Strait Islander peoples as the first peoples of this country and Traditional Owners and Custodians of the land and water we rely on. We respect and value their continued sacred connection to Country, including the diverse, rich traditions, languages and customs that are the longest living in the world. We acknowledge their resilience in the face of significant and ongoing historical, cultural and political change within Australia. We recognise and value the importance of truth-telling today, and our role to listen and learn. Our vision for reconciliation is that we are a nation of unity and fairness for all; a nation that owns its history and acknowledges its First Nations peoples, their strength and their living culture.

Our goal is to work together to realise mutual benefits with First Nations peoples through authentic relationships and respect for cultural value; fostering a sense of belonging and pride in our people, community, customers and stakeholders. We can learn so much from Traditional Custodians who have cared for Country for thousands of years in the way we sustainably manage water and land. Going beyond compliance and embedding reconciliation into core business practices and decision making brings to life our purpose of Delivering Water for Prosperity through Valuing People, Working Together and Taking Responsibility.

This commitment has been endorsed by our Board and Executive Leadership team and reflects what our people, communities, and Shareholders expect of us. Aligned with our Code of Conduct, which describes how we work together no matter our role or where we are located, this commitment statement will be enabled through an Aboriginal and Torres Strait Islander recognition, engagement and participation strategy.

Agenda



We told you we would deliver 3 stages of engagement

This is Stage 3 and today will go over:

Process

How we got to this point, where to next

Opex

Review outcomes, final forecast

Renewals

Feedback

What customers have told us, how we have responded

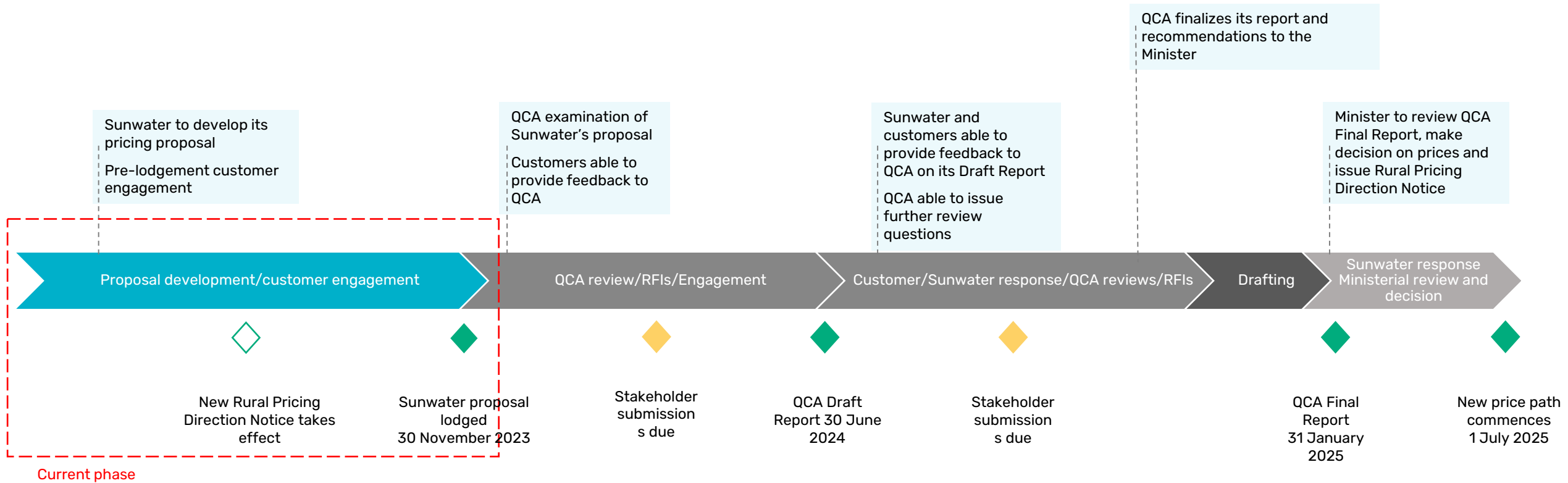
Proposal

Sunwater's final proposal

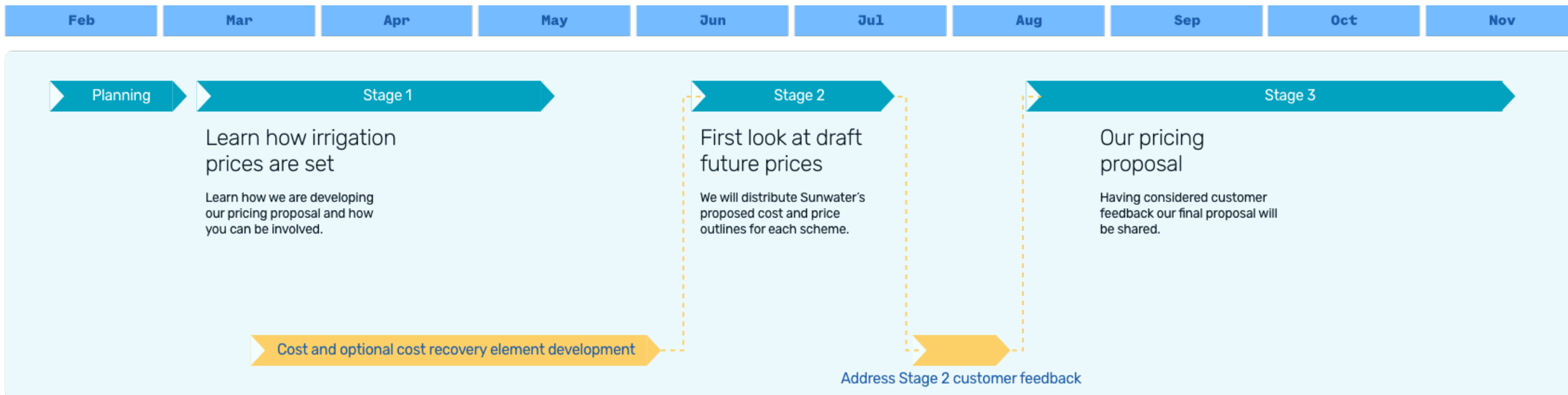
Prices

Cost reflective and recommended

Recap – Timeline to 1 July 2025



Customer engagement



Three-stage engagement plan

Customer feedback

What customers requested:

- more detailed information on scheme-specific costs including specific details on renewals expenditure

What we did:

- ✓ Our Stage 3 engagement materials include details on scheme specific opex costs and renewals projects

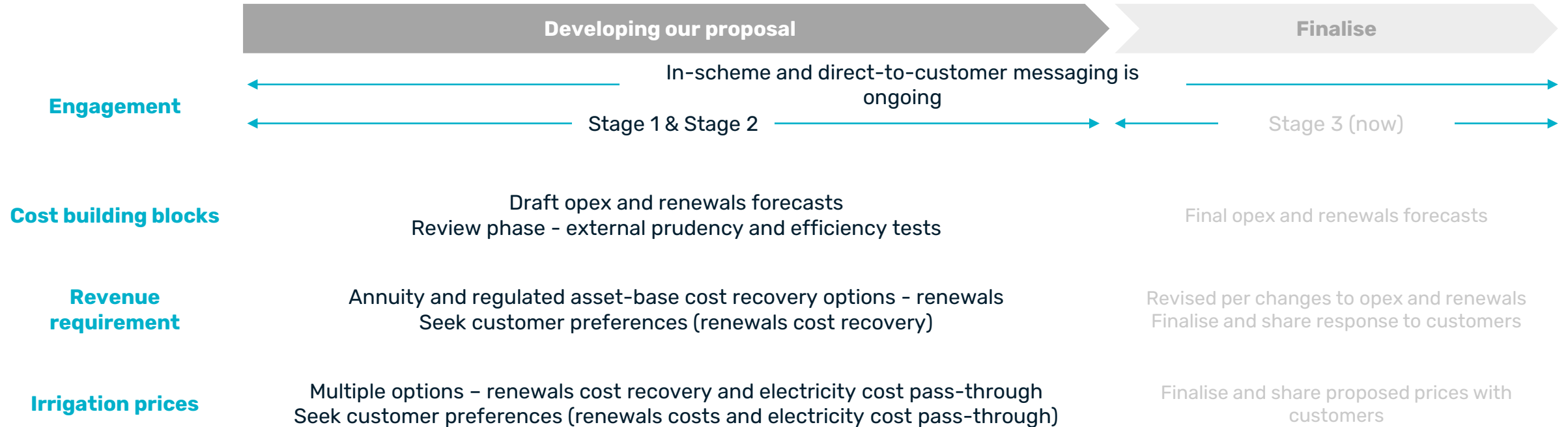
Maranoa River Water Supply Scheme – no changes are proposed to current invoicing arrangements

Maranoa's Neil Turner Weir is prone to sand and siltation accumulation, which reduces the full supply volume significantly and impacts greatly on the reliability of water access. Consequently, in 2013, following engagement with the scheme's four customers, DERM, DEWS and DNRM, the decision was made to suspend issuing water invoices to the customers in this scheme.

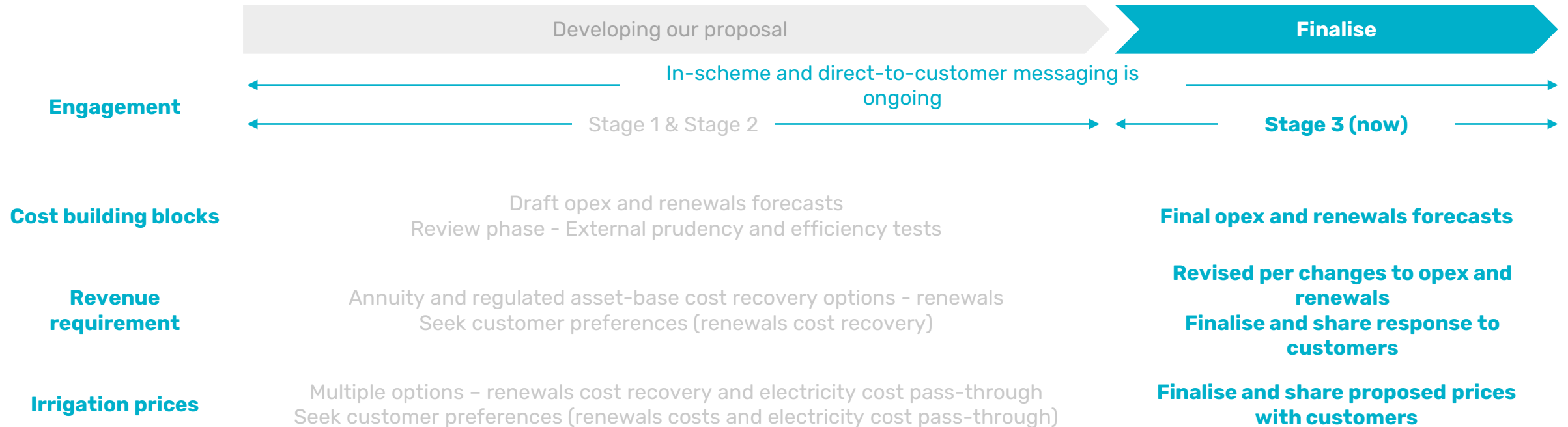
This practice is expected to continue for the foreseeable future.

The following scheme summary information has been compiled for completeness.

Our customers have helped shape our proposal

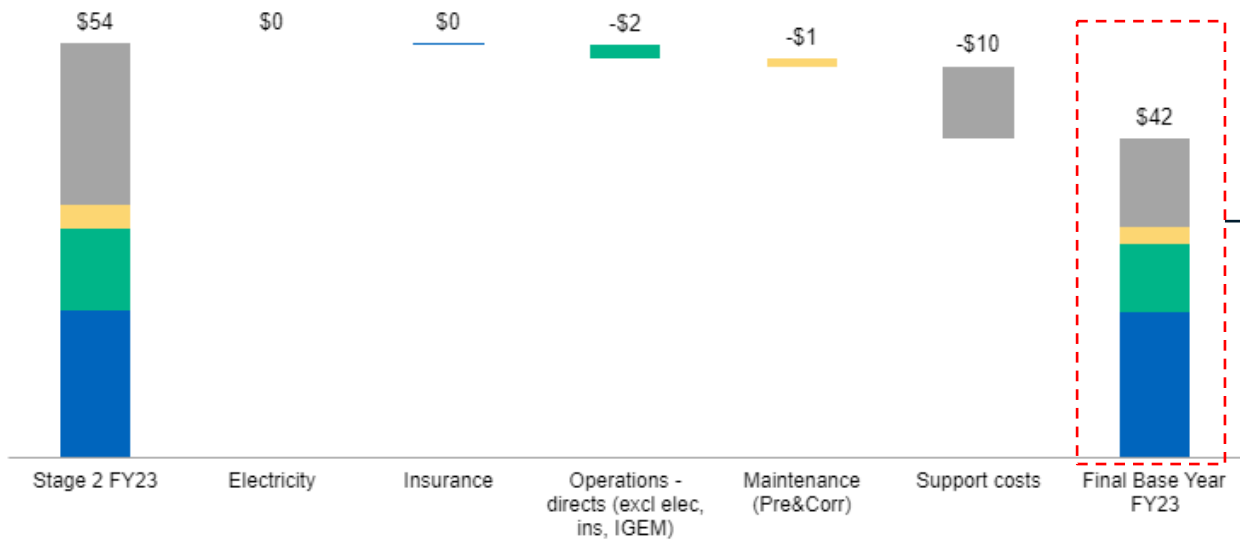


Our customers have helped shape our proposal – now it's ready to finalise



Opex base-year and how it changed from Stage 2

Derivation of opex base year - from Stage 2 to Stage 3 engagement ('000s)



These numbers take the base year and add

- Billing system renewal opex allowance (\$2k per annum)
- Inflation forecasts

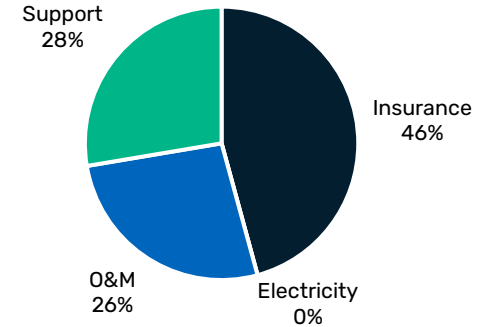
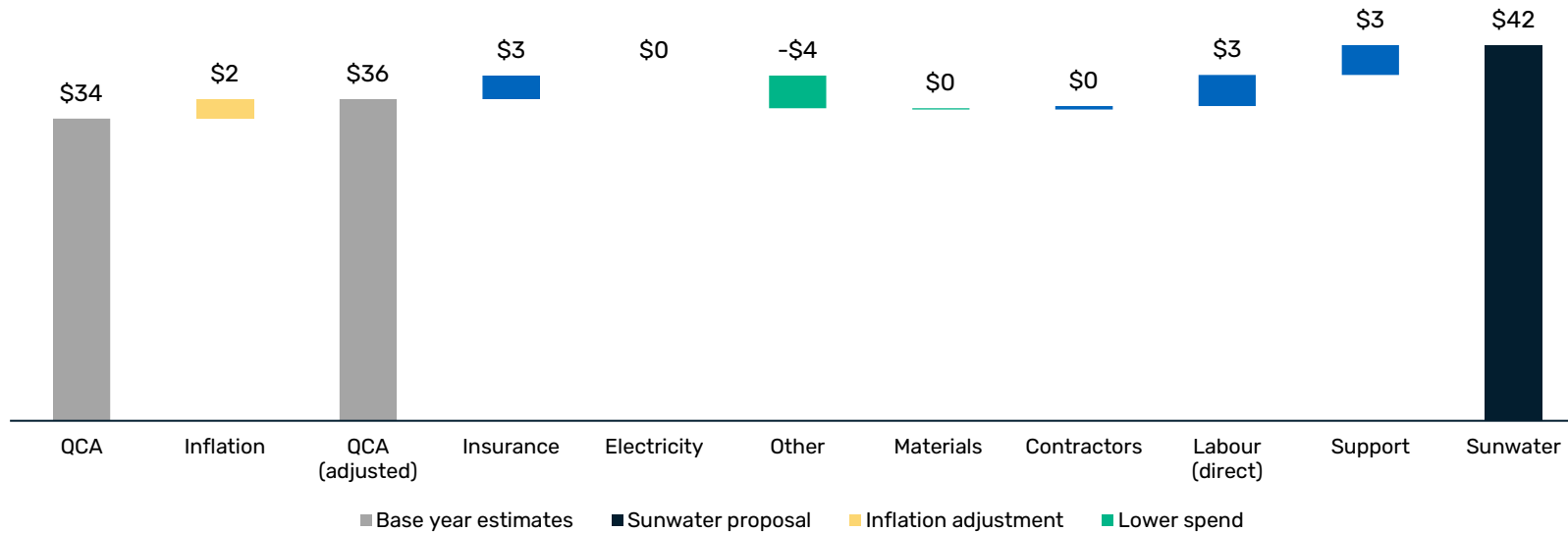
Change

	Electricity	Insurance	Operations - directs (excl elec, ins, IGEM)	Maintenance (Pre&Corr)	Support costs	Total
EOFY	+0	-0	-6	+2	-10	-14
Pricing	+0	+0	+4	-3	+0	+2
Total	+0	-0	-2	-1	-10	-13

Cost categories	2025-26	2026-27	2027-28	2028-29
Insurance	\$26.1	\$26.7	\$27.3	\$27.8
Electricity	\$0.0	\$0.0	\$0.0	\$0.0
Ops & Maint	\$12.2	\$12.5	\$12.7	\$13.0
Support costs	\$14.2	\$14.5	\$14.8	\$15.1
Opex total	\$52.5	\$53.7	\$54.8	\$55.9

Base year comparison with QCA

Maranoa Supply - Drivers of difference by cost category (after inflation effects) (\$'000s)



Base year broken into major spend categories

Renewals expenditure - Current pricing period

Current pricing period expenditure and renewals roll-forward (\$'000s)

	2018-19	2019-20	2020-21	2021-22	2022-23	2023-24	2024-25	
	Actual	Actual	Actual	Actual	Actual	Forecast	Forecast	
			Current price path period					
Opening balance		\$7.3	\$4.9	\$22.2	\$70.3	\$121.0	\$173.9	
Expenditure		-\$11.5	-\$30.3	-\$0.2	\$0.0	\$0.0	-\$214.8	
Insurance proceeds								
Annuity Contribution		\$8.8	\$47.3	\$47.3	\$47.6	\$47.6	\$48.7	
Interest		\$0.3	\$0.2	\$1.0	\$3.1	\$5.3	\$7.6	
Closing Balance	\$7.3	\$4.9	\$22.2	\$70.3	\$121.0	\$173.9	\$15.4	

Aggregate spend
-\$256.8

1. Sunwater expects to have delivered \$0.26M in renewals activities for the 2019-20 to 2024-25 period.
2. The QCA allowance for the same period was \$0.085M.
3. Maranoa River Water Supply Scheme is forecast to have a positive annuity closing balance.
4. The opening RAB balance for the scheme has been set at \$0M.

Significant projects (by value) delivered in this period (\$'000s)

Project name	Year	Value
Desilt outlet valve pit & associated 300mm drain line & fit frog flap to outlet of drain line - Neil Turner Weir	2021-22	\$34.3
20MAR015 - 5 Yearly Comprehensive Inspection - Neil Turner Weir	2020	\$13.1

Renewals expenditure – Forecast

Internal and external prudence and efficiency review

Recommended cost and timing adjustments

Identified new programs

Program	Adjustment to timing (years)	Percentage adjustment to costs
Switchboard and Control Renewal	1	13.8%
Meters	0	-1.3%
Instrumentation	0	-0.6%
Valve Renewal and Replacement	5	-7.3%
Dam-Related Works	0	-2.8%
Safety and Security Assets	0	-22.3%
Pump & Motor	0	-3.8%
Gates	6	-15.2%
SCADA	0	-38.0%
Pipeline Refurbishment / Replacement	15	-7.3%
Channel re-lining and re-shaping	0	2.0%
Civil and Roads (inlet / outlet towers)	1	-2.3%
Mechanical / Minor Works	0	0
Individual Projects	2	-6.1%

Renewals expenditure – Forecast

Internal and external prudence and efficiency review

Recommended cost and timing adjustments

Identified new programs



Program	Scope	Range	Recommended
Dam Instrumentation	<ul style="list-style-type: none"> Inconsistencies / gaps in monitoring and management of safety instrumentation across dam sites A risk-based approach for the management and monitoring of instrumentation to provide early warning of the development of trends and behaviours Program of works covering the FY21 to FY28 period 	Low = \$8M High = \$35M	\$18M covering project definition, business case development for recommended site improvements, and construction activities associated with 10 most critical sites
Arc Flash	<ul style="list-style-type: none"> Staff entering and operating facilities with switchboards are exposed to arcflash risks Possibility to cause serious long-term harm or death Review of all relevant Sunwater sites – identified 109 sites for investment to mitigate risk 	Low = \$4.3M High = \$50.5M	\$11M covering triage and installation of upstream protection devices and Arc Flash detection relays
Smart Meters	<ul style="list-style-type: none"> Improved ability to manage water, compliance and safety risks via deployment of smart meters 	Low = \$2.1M High = \$8.4M	\$4.2M applying meters to gauging stations and 80% of volume in priority schemes
Dam Safety Management	<ul style="list-style-type: none"> Risk management planning and ALARP activities require a range of activities including investigative studies – compliance driven 	Low = \$0M High = \$18.4M	\$8.3M covering required studies for priority dams considered to have a low likelihood of capital intervention

Renewals expenditure – Forecast (four years RAB-aligned)

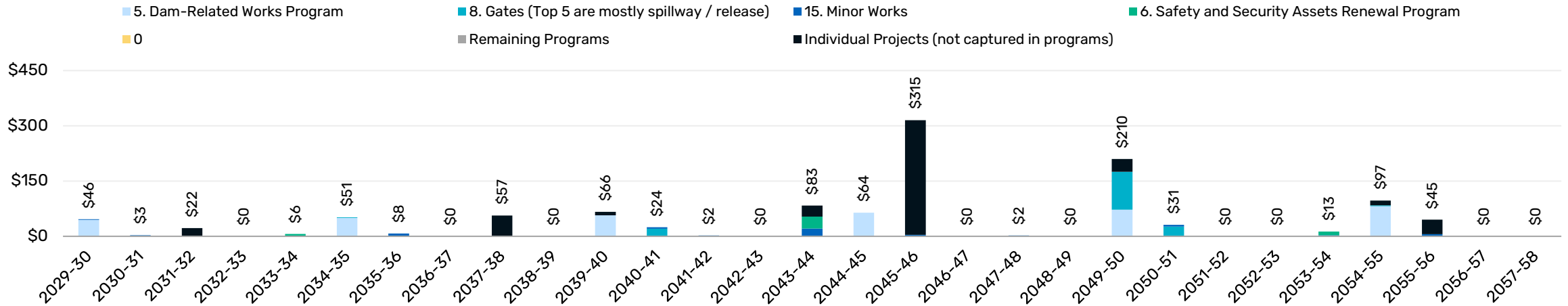
Category	2025-26	2026-27	2027-28	2028-29	Aggregate	Percentage
15. Minor Works	\$2.4	\$0.0	\$0.0	\$0.0	\$2.4	1%
5. Dam-Related Works Program	\$0.0	\$0.0	\$0.0	\$0.0	\$0.0	0%
6. Safety and Security Assets Renewal Program	\$0.0	\$0.0	\$0.0	\$0.0	\$0.0	0%
8. Gates (Top 5 are mostly spillway / release)	\$0.0	\$0.0	\$0.0	\$0.0	\$0.0	0%
Remaining programs	\$0.0	\$0.0	\$0.0	\$0.0	\$0.0	0%
Sub-total – programs	\$2.4	\$0.0	\$0.0	\$0.0	\$2.4	1%
Projects not captured in programs	\$0.0	\$167.4	\$0.0	\$0.0	\$167.4	99%
Total	\$2.4	\$167.4	\$0.0	\$0.0	\$169.8	100%
<i>Capex</i>	\$0.0	\$0.0	\$0.0	\$0.0	\$0.0	0%
<i>Renewals opex</i>	\$2.4	\$167.4	\$0.0	\$0.0	\$169.8	100%
15. Minor Works	\$2.4	\$0.0	\$0.0	\$0.0	\$2.4	1%

Our review process has lifted the 4-year forecast

\$0M to \$0.2M

(↑ \$0.2)

Renewals expenditure - Forecast (rest of the annuity period - out to 2057-58)



Project name	Commencement year	Value	Percentage total
Comprehensive Inspection (5 yearly) - Neil Turner Weir	2025	\$369	32%
Refurbish Downstream Protection Works - Neil Turner Weir 222.2Km - Wall	2046	\$311	27%
Refurbish Inlet Trashrack - Neil Turner Weir 222.2Km - Outlet Works	2032	\$127	11%
Replace Bulkhead Gate - Neil Turner Weir 222.2Km - Outlet Works	2050	\$103	9%
Replace Inlet Trashrack - Neil Turner Weir 222.2Km - Outlet Works	2038	\$57	5%
Other	Varies	\$179	16%
Total		\$1,146	

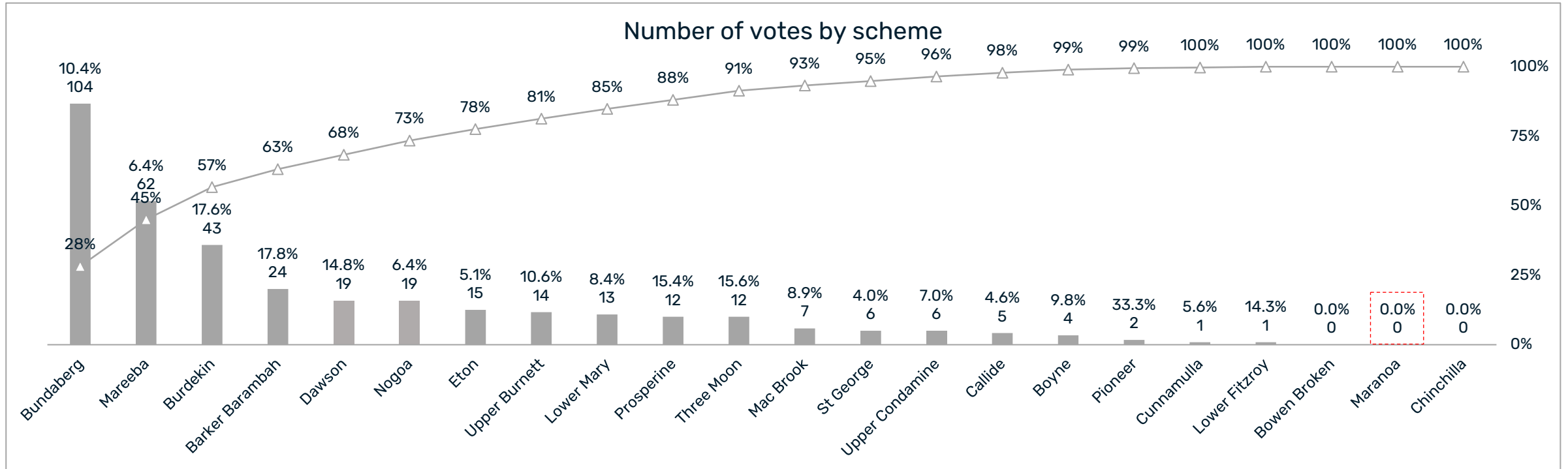
Projects shown in this table may include multiple instances of a planned corrective maintenance activity due to occur at intervals throughout the 2029-30 to 2057-58 period

Our review process has lowered the aggregate forecast for the 2029-30 to 2057-58 period

\$1.6M to \$1.1M

(↓ \$0.5M)

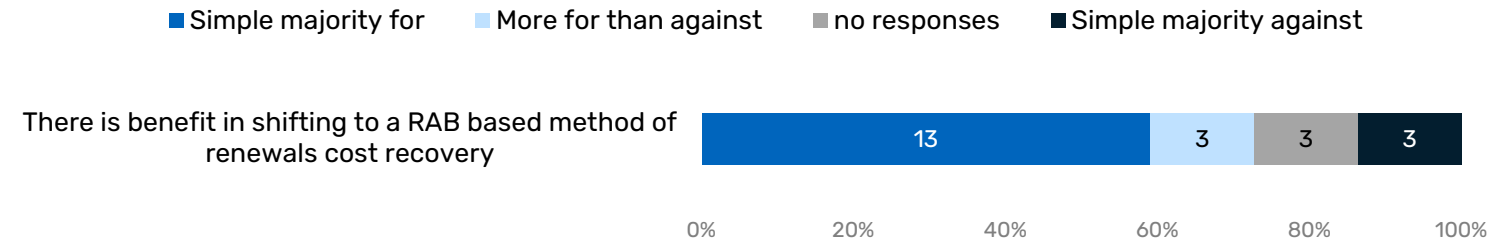
What customers told us – feedback process



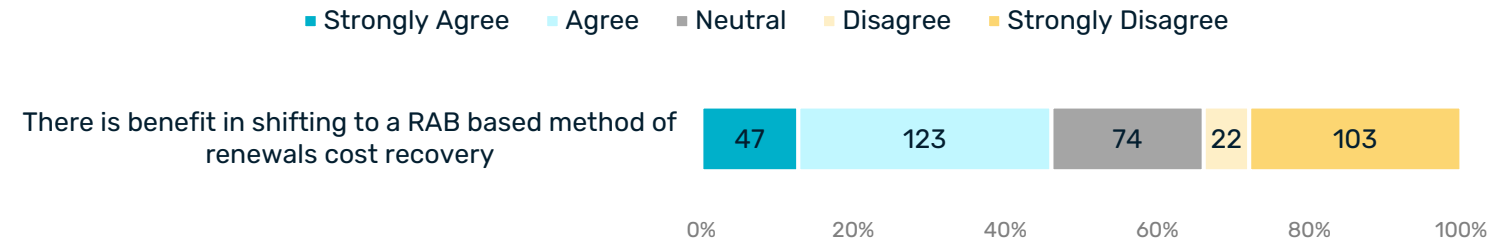
What customers told us – RAB Proposal

- Put forward as a change to all water supply schemes
- Sunwater has included a shift to a RAB as part of its submission
- GoVote results show broad customer support

Sentiment by scheme



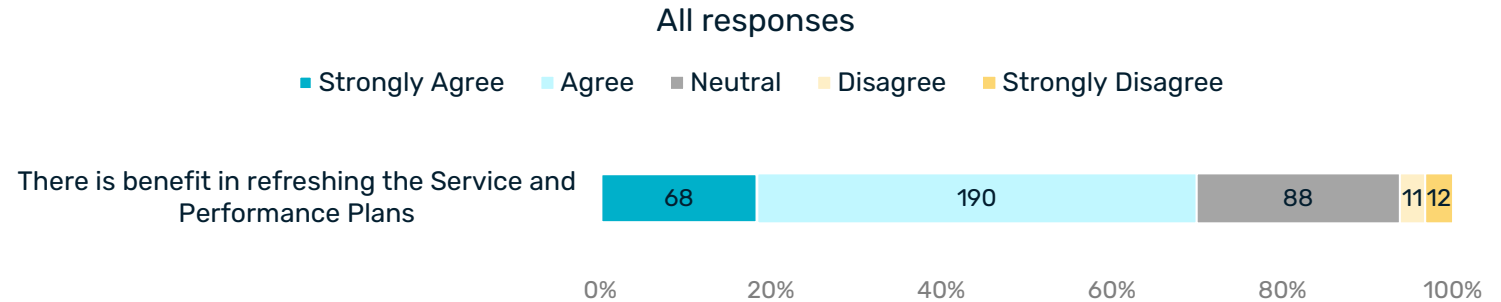
All responses



What customers told us – Service and Performance Plans

Service and Performance Plans (S&PPs)

- Clear customer support for a refresh of the S&PPs
- Working on publishing 2022-23 actuals in December 2023
- Sunwater welcomes feedback on the content of the refreshed S&PPs



Sunwater's proposal

Total 4-year scheme-level revenue requirement of \$.042M

Prices that reflect a RAB methodology

Refreshed S&PPs

Forecast revenue requirement (inclusive of revenue adjustments) (\$'000s)

Numbers may not add due to rounding

Building block	2025-26	2026-27	2027-28	2028-29	Aggregate	Percentage
Price path related expenditure						
Opex	\$52.5	\$53.7	\$54.8	\$55.9	\$216.9	51.3%
Renewals opex	\$2.4	\$167.4	\$0.0	\$0.0	\$169.8	40.1%
Capital returns	\$0.7	\$1.4	\$1.5	\$1.6	\$5.3	1.2%
Tax allowance	\$0.0	\$0.0	\$0.0	\$0.0	\$0.0	0.0%
Sub-total	\$55.5	\$222.5	\$56.4	\$57.5	\$391.9	92.7%
Revenue adjustments						
Revenue offsets	\$0.0	\$0.0	\$0.0	\$0.0	\$0.0	0.0%
Insurance review	\$7.0	\$7.2	\$7.4	\$7.6	\$29.1	6.9%
QCA fee ¹	\$0.5	\$0.5	\$0.5	\$0.5	\$1.9	0.4%
Sub-total	\$7.4	\$7.6	\$7.9	\$8.1	\$31.0	7.3%
Total	\$63.0	\$230.1	\$64.2	\$65.6	\$422.9	100.0%

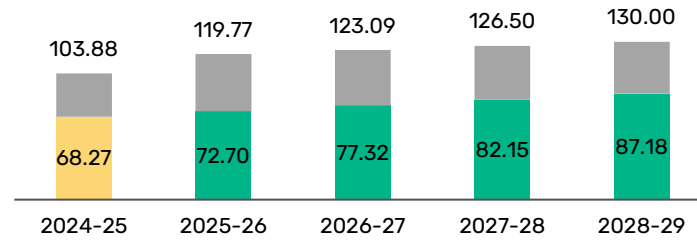
Note 1: The QCA fee is apportioned to each scheme on the basis of irrigation entitlements.

Prices

Maranoa River Water
Supply Scheme

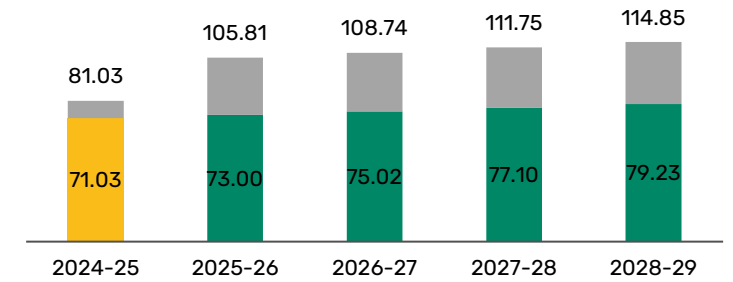
PO Change
16.8%

Part A - Medium Priority (\$/ML)

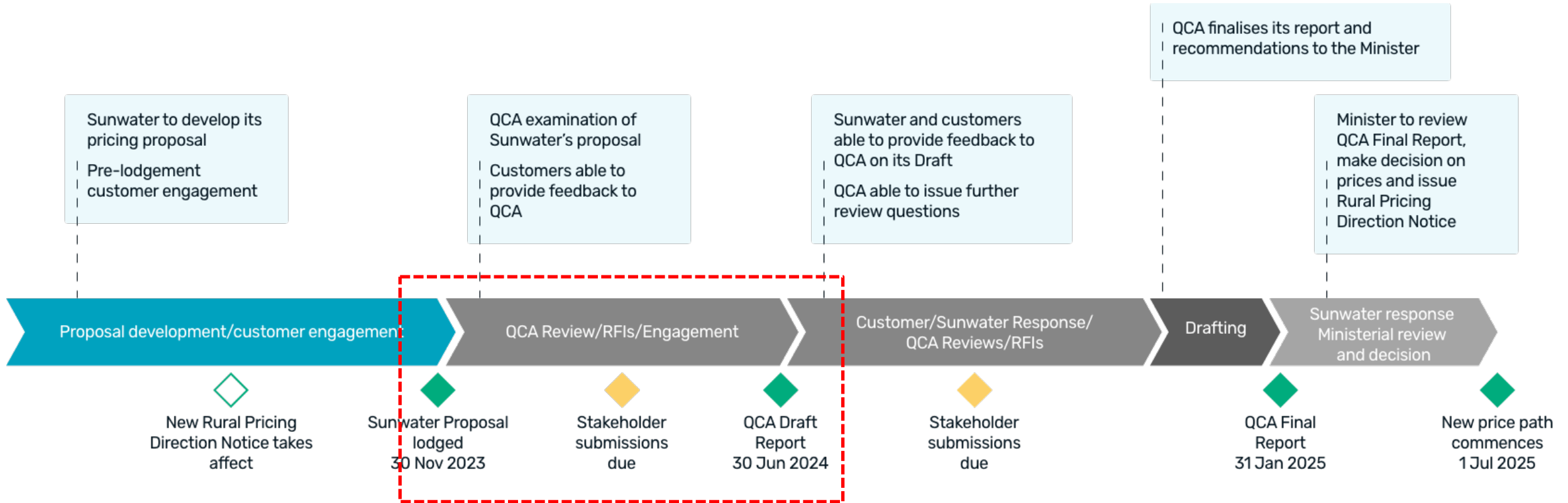


PO Change
-7.6%

Part B (\$/ML)



Recap and next steps



You will also have the opportunity to provide comment / feedback to QCA

Delivering water for prosperity