



# Irrigation Price Path

1 July 2025 to 30 June 2029

---

**Boyne River and Tarong Water Supply Scheme**

5 July 2023

# First Nations Commitment Statement

Sunwater acknowledges Aboriginal and Torres Strait Islander peoples as the first peoples of this country and Traditional Owners and Custodians of the land and water we rely on. We respect and value their continued sacred connection to Country, including the diverse, rich traditions, languages and customs that are the longest living in the world. We acknowledge their resilience in the face of significant and ongoing historical, cultural and political change within Australia. We recognise and value the importance of truth-telling today, and our role to listen and learn. Our vision for reconciliation is that we are a nation of unity and fairness for all; a nation that owns its history and acknowledges its First Nations peoples, their strength and their living culture.

Our goal is to work together to realise mutual benefits with First Nations peoples through authentic relationships and respect for cultural value; fostering a sense of belonging and pride in our people, community, customers and stakeholders. We can learn so much from Traditional Custodians who have cared for Country for thousands of years in the way we sustainably manage water and land. Going beyond compliance and embedding reconciliation into core business practices and decision making brings to life our purpose of Delivering Water for Prosperity through Valuing People, Working Together and Taking Responsibility.

This commitment has been endorsed by our Board and Executive Leadership team and reflects what our people, communities, and Shareholders expect of us. Aligned with our Code of Conduct, which describes how we work together no matter our role or where we are located, this commitment statement will be enabled through an Aboriginal and Torres Strait Islander recognition, engagement and participation strategy.

# Introduction

# The proposal we are presenting is an early estimate of what we expect to include in our proposal on 30 November 2023

## FIRST LOOK AT DRAFT FUTURE PRICES

Sunwater's Draft Pricing Proposal  
(2025-26 to 2028-29)

Context / background

*All schemes*

Draft costs and prices

*Your scheme*

Some change proposals for customer feedback

*Your scheme*

Please feel free to ask questions during or after the presentation.

A copy of the Draft Pricing Proposal for your scheme is available today and via our website.

You can also get in touch at [pricepath@sunwater.com.au](mailto:pricepath@sunwater.com.au)

# Our draft cost and pricing proposal is reflective of a challenging operating environment and a desire for meaningful engagement with customers as we develop prices for the next period

## CONTEXT / BACKGROUND

### A challenging operating environment

Key themes impacting our operating environment over the past few years and our cost forecasts for the coming price period, include:

- global events such as COVID19 and the war in Ukraine have had implications for both inflation and availability of goods and services (including labour)
- natural disasters – both here and overseas – have continued to place upward pressure on insurance premiums
- national and international factors have contributed to higher energy prices
- rising interest rates have increased the cost of debt
- an aging workforce – particularly in regional areas – meaning we need to invest in resilience and business continuity
- Aging assets requiring continued monitoring and maintenance
- Increased regulation

### A strong customer voice

We have been engaging with customers (via Stage 1 engagement program) and peak body representative groups (via a Consultative Committee) to identify any issues we need to consider as part of our proposal, and to ensure our customers are aware of, and able to participate in, the irrigation price path review process.

The Consultative Committee has also helped to shape three proposals on which we are seeking specific feedback from customers:

- renewals cost recovery – our first proposal relates to the methodology we apply to the recovery of renewals expenditure
- electricity cost recovery – in our seven schemes with large electricity consuming pump stations, we also have a proposal for a permanent and symmetrical electricity cost pass-through mechanism
- service and performance plan refresh – a proposal for a revamp of the service and performance planning process and content, delivering a greater and more timely focus on reporting of actuals.

# Our proposal is also reflective of a desire to continue to deliver against the things our customers tell us matter most to them and their business

## CUSTOMER PRIORITIES

Our ongoing engagement in each of our price-regulated schemes highlights the importance of:

1. Price, affordability and value for money
2. Trust that Sunwater is managing the business responsibly, controlling costs, managing assets prudently and keeping prices as low as possible
3. Water security and availability
4. Service reliability and minimal interruptions
5. Water quality and fit for purpose services
6. Sustainability for the future
7. Personal customer service – not automated, not computerised, but actual people to talk to when customers need something.

# We want your feedback on this draft proposal before we finalise and submit on 30 November

## WHAT NEXT?

### Capture feedback and refine

Between now and 30 November, when we submit our proposal to the QCA, Sunwater will be:

- capturing customer feedback on our first look at draft future prices and proposals for change
- conducting a review of the prudence and efficiency of our draft cost forecasts
- updating the base year (2022-23) values to reflect the June 2023 actuals
- updating inflation and cost of debt metrics (relevant to weighted average cost of capital and annuity contribution).

#### *Feedback*

- Your feedback will be critical to our decision making when it comes to the renewals and electricity cost recovery.
- Please take some time to read and understand our proposals (reach out to us if you need further information) and tell us what you think.

# Developing draft prices



# Inflation has been significantly higher than the QCA expected in 2020 when it set our current cost allowances and prices

## CHALLENGING OPERATING ENVIRONMENT - INFLATION

	FY2021	FY2022	FY2023	FY2024	FY2025
QCA inflation assumption (%)		4.39%	2.20%	2.15%	2.24%
Total QCA allowance	\$61,736	\$64,448	\$65,865	\$67,280	\$68,787
<i>Comparison with <b>actual</b> inflation (net of 0.2% efficiency factor)</i>					
All groups - Australia	(March values)	4.89%	6.82%		
		\$64,754	\$68,844		
All groups - Brisbane	(March values)	5.81%	7.22%		
		\$65,321	\$69,102		

*Difference \$2,979 - \$3,237*

- Final opex allowances set by the QCA in January 2020 included inflation assumptions.
- Actual inflation in the past two years has been significantly higher – using either an Australia-wide or Brisbane index.

*Accounting for the impacts of actual inflation since FY2021 the QCA's FY2023 allowance would be \$2.9m to \$3.2m higher*

# Labour is Sunwater's biggest cost category and is impacted by both the cost of labour and the need to meet new and emerging risks and obligations

## CHALLENGING OPERATING ENVIRONMENT - LABOUR

### Price

- Tight labour market – impacted by COVID border closures
- Wage price index (March to March) has been steadily rising over the past three years (1.4% March 2021 to 3.7% March 2023)
- Wage increases - current EBA (yet to be signed has 4.5% increase for 2022-23 and 2023-24 financial years)

### Quantity

- Sunwater manages our organisation to ensure the right people are in the right place, at the right time. This allows us to continue delivering services that customers need
- Our changing workforce
  - approximately 18% of the workforce will retire within the next five to ten years (56+ years)
  - employees reaching retirement age will predominantly impact Operations (25% of division)
  - entry level positions have been recruited within Operations to support the life-cycle of personnel in this area
- Compliance with ever increasing expectations / obligations
  - ever evolving cyber-security threats
  - procurement and supply chain obligations (e.g. relating to modern slavery)
  - dam safety
  - climate change, extreme weather and business resilience

# Sunwater is doing all it can to keep insurance costs down, but external factors mean costs have been, and continue to be high

## CHALLENGING OPERATING ENVIRONMENT - INSURANCE

### Insurance cost headwinds

- Insurance premiums have no direct correlation to CPI
- Insurers base their required premium returns on:
  - their own exposure ‘book’ / profitability e.g. insurers seeking to ‘claw back’ losses from large natural catastrophes
  - the risk profile of an insured e.g. are they a business that understands and manages risk?
- Sunwater has a strong insurance renewal program based on regular on-going engagement and a strong relationship with its insurers – the better they understand our business, the lower the risk premium they apply.
- Upward pressure on insurance costs will be reflected in a “base year” (IPP25) insurance value that is \$1.5m higher than the QCA’s previous allowance for the same year.
- Sunwater has included strong price escalation for two years, reverting to expectation by the end of the forecast period.

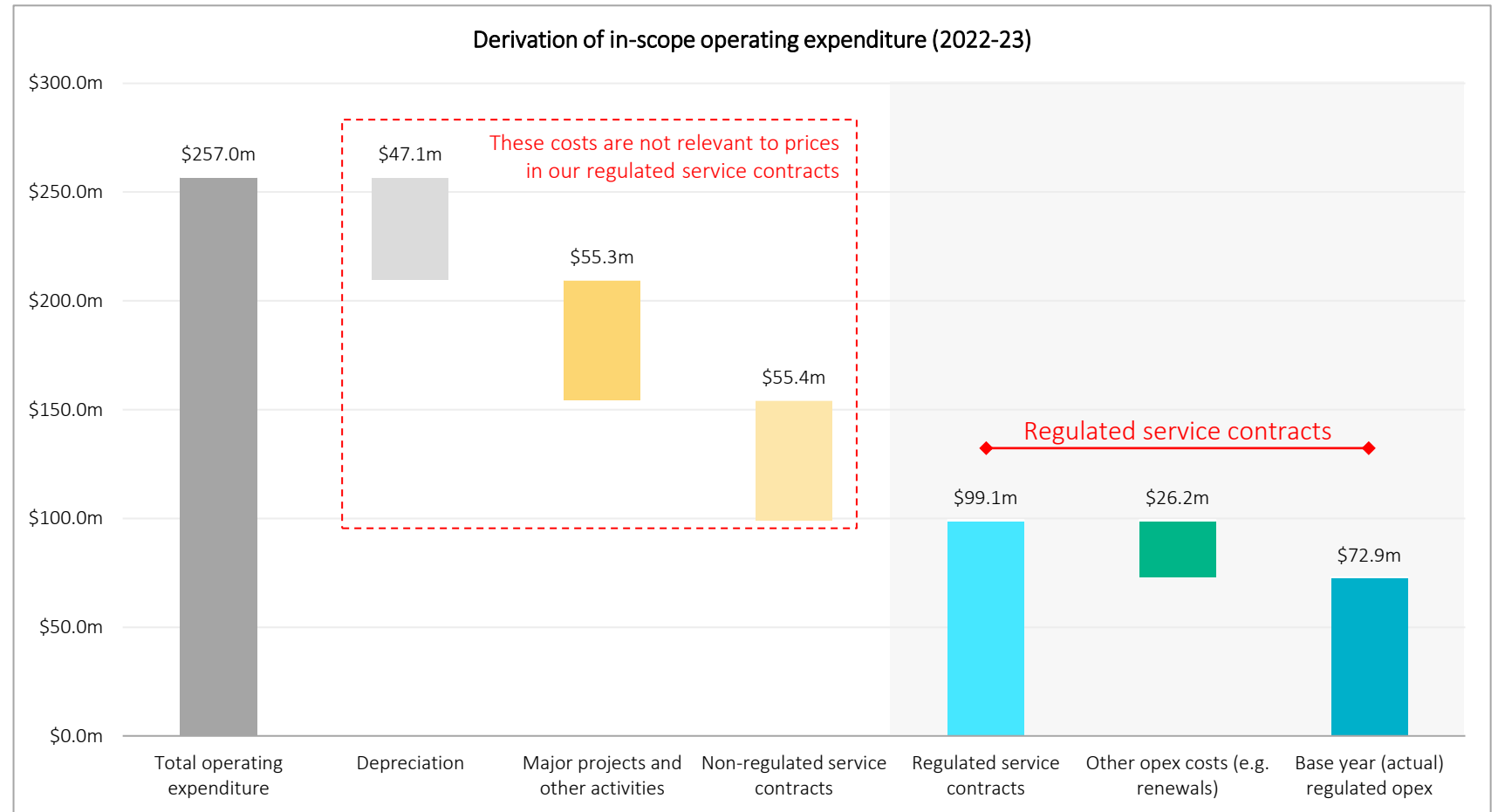
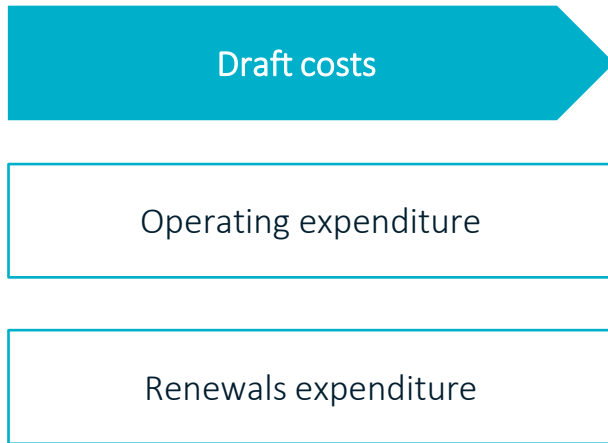
### Addressing an under-recovery in the current period

Year	Declared Asset Value (\$b)	Total Insurance Cost for (\$m)	Insurance Cost for RSC (\$m)	QCA 2019 (\$m)	Under-recovery by year
FY21 (actual)	13.1	13.2	9.2	7.6	1.6
FY22 (actual)	11.8	13.2	8.3	7.6	0.6
FY23 (actual)	12.6	14.4	9.2	7.7	1.5
FY24 (forecast)	14.3	16.6	9.1	7.4	1.8
FY25 (forecast)	14.3	17.9	9.8	7.4	2.4
		<b>75.3</b>	<b>45.6</b>	<b>37.7</b>	<b>7.9</b>

- The QCA recognised the cost risk associated with insurance in its Final Report.
- Report included option for Sunwater to explore an end of period revenue adjustment.
- We have under-recovered over the past three years and we expect under-recovery to continue in FY24 and FY25.
- We intend to seek to utilise the end-of-period revenue adjustment mechanism and have **included** an allowance for this in the costs and prices presented here.

# Sunwater allocates its operating (and capital) costs across its portfolio of price-regulated and unregulated schemes, and major projects

## IN-SCOPE COSTS

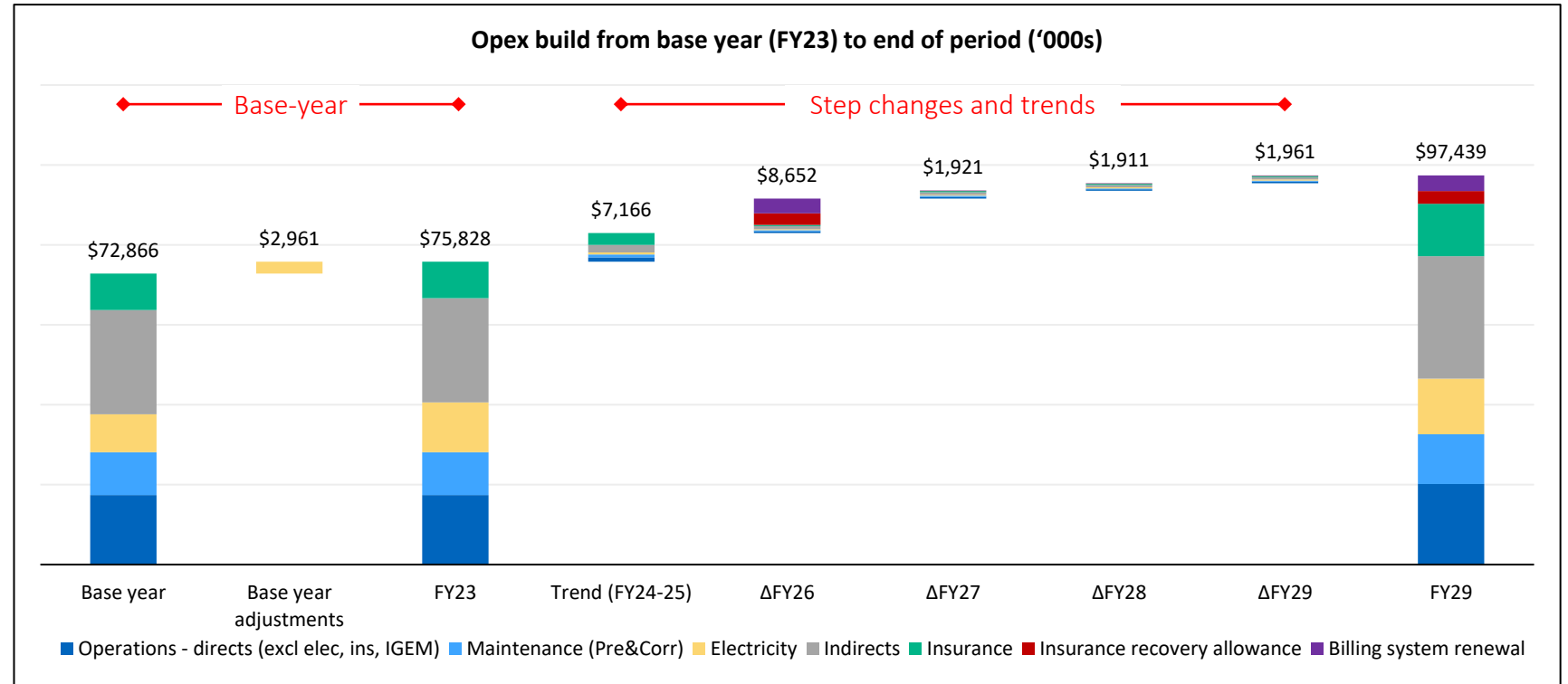


# We have developed opex forecasts for 2025-26 to 2028-29 using QCA's preferred base-step-trend methodology

## BASE-STEP-TREND FORECAST

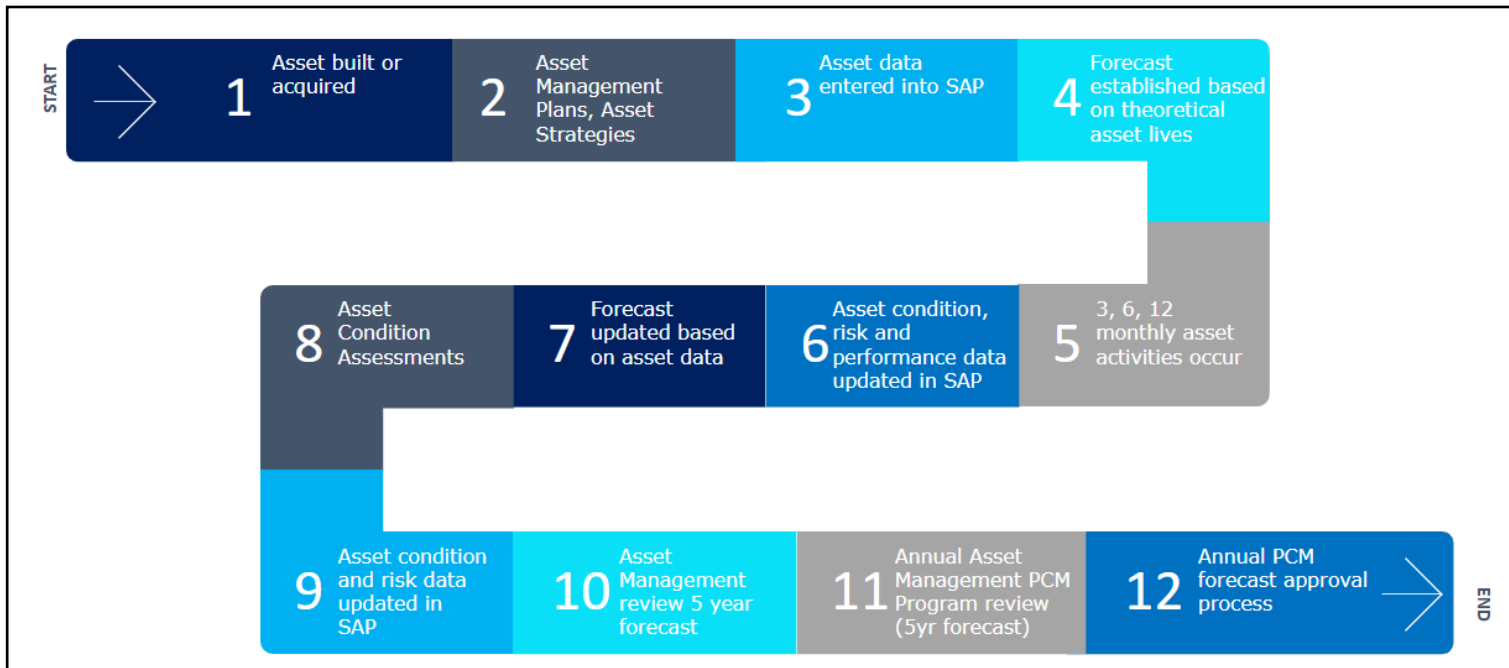
### Operating expenditure

- Set around a base year of 2022-23 (actuals plus forecast)
- Some adjustments to reflect costs that are “unusual” in 2022-23 (for example, pumping costs for electricity are historically low due to the relative wet year)
- Cost escalation (inflation) assumptions
- Expected “step changes” in cost over the pricing period
- A recovery allowance for insurance, reflecting the under-recovery of insurance during the current period



# We have also developed renewals expenditure forecasts for 2025-26 to 2057-58 to support the calculation of a renewals annuity contribution for the pricing period

## DEVELOPING A RENEWALS EXPENDITURE FORECAST



- Sunwater has a comprehensive suite of asset management plans and strategies which define and standardise our approach to the management of our assets
- The identification of planned corrective maintenance activities is initially driven by a combination of the asset age, condition and risk
- Other drivers exist that may generate works including:
  - reports identifying assets or systems below the desired target
  - Service and Asset Initiatives may arise from the Corporate plan, Statement of Corporate Intent or other sources
  - Compliance based projects may be required to meet changes in standards
- This process provides Sunwater with the assurance it needs to prepare a 5-year renewals plan that underpins corporate planning and price review processes

# Scheme Level Summary

Costs and prices are a function of the major assets, key operations and maintenance activities and total entitlements within the scheme

## SCHEME OVERVIEW

### Scheme overview



43,405 ML in entitlements,  
with an average annual  
usage of 24,214 ML



49 irrigation customers

### Major assets



Boondooma Dam

### Key operations and maintenance activities



Infrastructure  
refurbishment e.g.  
valves and gauging  
station equipment



Comprehensive dam  
inspections

### Pricing tariffs



Single tariff group, with fixed  
(Part A) charges and volumetric  
(Part B) charges



No other risk or other forms of  
entitlements or usage.



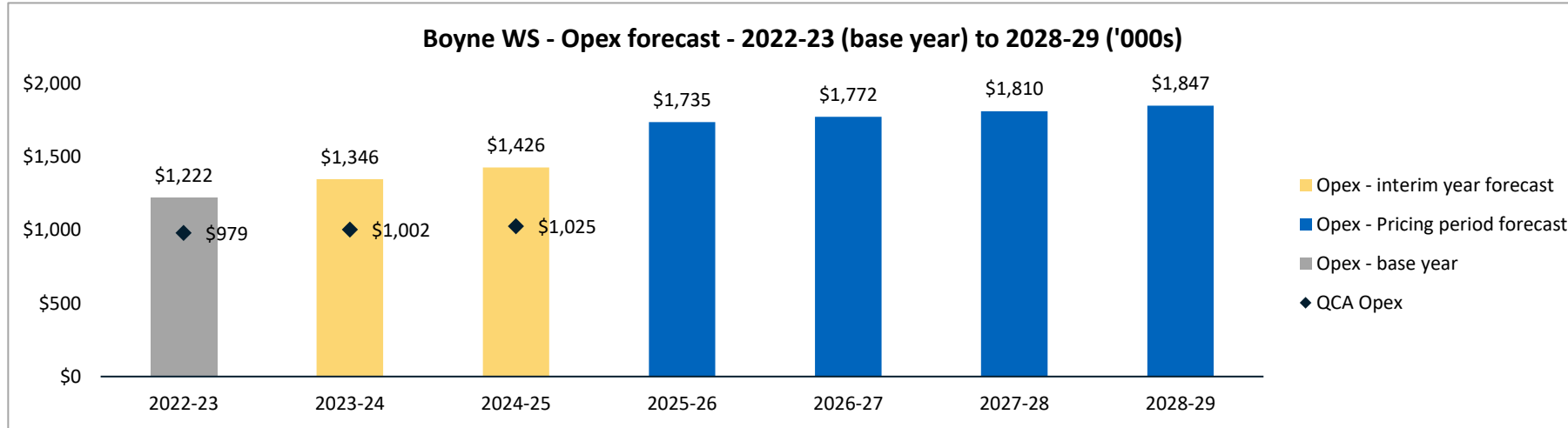
# Our customer service standards also drive the work we do and influence our operations and maintenance costs

## CURRENT SERVICE STANDARDS

Boyne River and Tarong	Service Targets	Target
Planned shutdowns – notification	For shutdowns planned to exceed 2 weeks	8 weeks
	For shutdowns planned to exceed 3 days	2 weeks
	For shutdowns planned to be less than 3 days	5 days
Unplanned shutdowns – duration	Unplanned shutdowns will be fixed so that at least partial supply can be resumed	48 hours
Unplanned shutdowns – notification	Affected customers will be notified of the likely duration of the interruption to supply	Within 24 hours of SunWater learning of the event or by the end of the first business day following the event, whichever is the earlier
Maximum number of interruptions	Planned or unplanned interruptions per water year	10
Meter repairs	Faults causing restrictions to supply will be repaired	Within 1 working day
Complaints and enquiries	Initial response (Acknowledge)	5 working days
	Resolve or provide written response	21 days

# Scheme level operating expenditure forecasts have been developed for the 2025-26 to 2028-29 period using the base-step-trend methodology

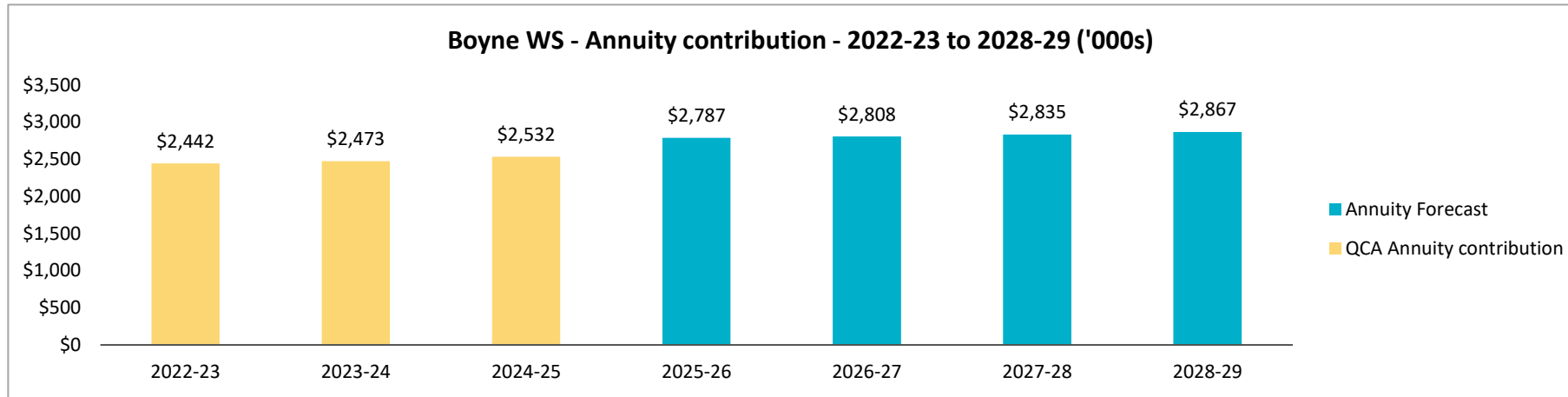
## OPERATING EXPENDITURE FORECAST



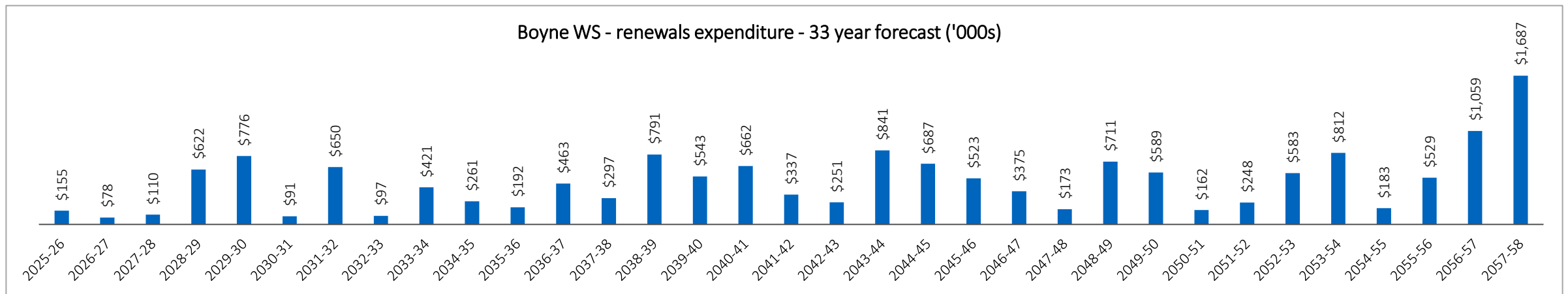
- Scheme operating costs are growing at an average annual rate (inclusive of inflation) of **7.1%** from 2022-23 (opex base year value) to 2028-29.
- Values shown in 2025-26 include step change allowances for the renewal of Sunwater's billing system and an insurance recovery allowance.
- QCA values shown represent the level of opex that is included in current period (2020-21 to 2024-25) prices.

# Scheme level renewals expenditure forecasts (33 years) have been developed to underpin a renewals contribution forecast for the 2025-26 to 2028-29 period

## RENEWALS EXPENDITURE FORECAST & ANNUITY CONTRIBUTION



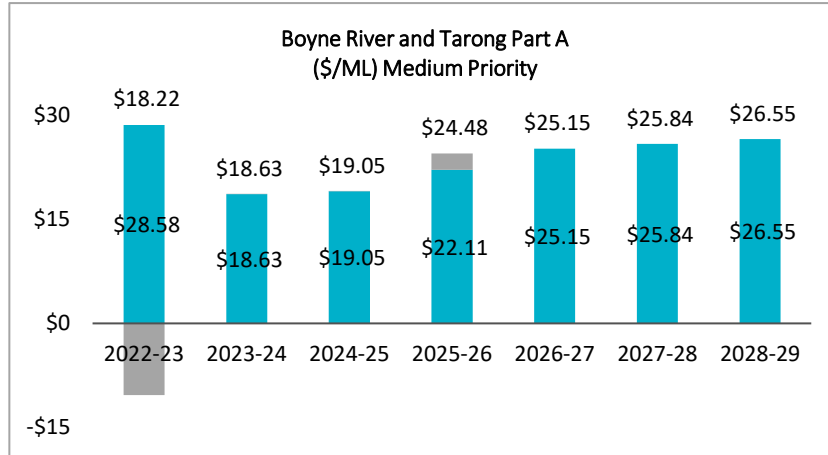
- The scheme annuity contribution is growing at an average annual rate (inclusive of inflation) of **2.7%** from 2022-23 to 2028-29.
- Annuity forecast values shown are based on a roll-forward of actual expenditure in the current period (2020-21 to 2024-25), an updated WACC forecast and a revised long-term expenditure forecast.



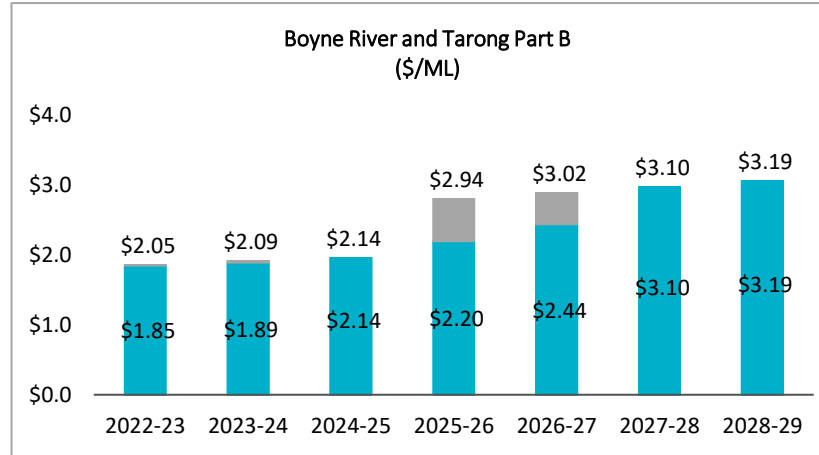
# Draft prices show both lower bound cost reflective prices and recommended prices which apply the Government's maximum annual price change rule

## DRAFT FORECAST PRICES

Prices shown do NOT include the 15% discount currently applied to irrigation prices consistent with the terms of the referral notice



- Part A-MP prices are forecast to **decrease** at an average annual rate (inclusive of inflation) of **1.2%** from 2022-23 to 2028-29.



- Part B prices are forecast to grow at an average annual rate (inclusive of inflation) of **9.5%** from 2022-23 to 2028-29.

■ Recommended irrigation prices  
■ Transition discount – difference between cost reflective lower bound prices and recommended irrigation prices

# Possible Renewals Funding Methodology Change

# Prior to finalising its pricing proposal in November, Sunwater is exploring a proposal to change the way renewals expenditure is funded through your prices

## POSSIBLE RENEWALS FUNDING METHODOLOGY CHANGE

- This is a DRAFT proposal only – we are not committed to making this change.
- Customer feedback will be critical to our decision making on this proposal – it is highly unlikely we will look to proceed with this change if it does not have customer support.
- Sunwater to explore a proposal to shift the way we ask customers to fund our renewals expenditure.
- We are proposing this to align Sunwater with best practice pricing and to deliver improved transparency, simplicity and efficiency in the way we forecast costs and recover them through your prices.
- The proposal involves a change from an annuity contribution (a key element of your current prices) to a regulated asset base (RAB) form of cost recovery for renewals expenditure.

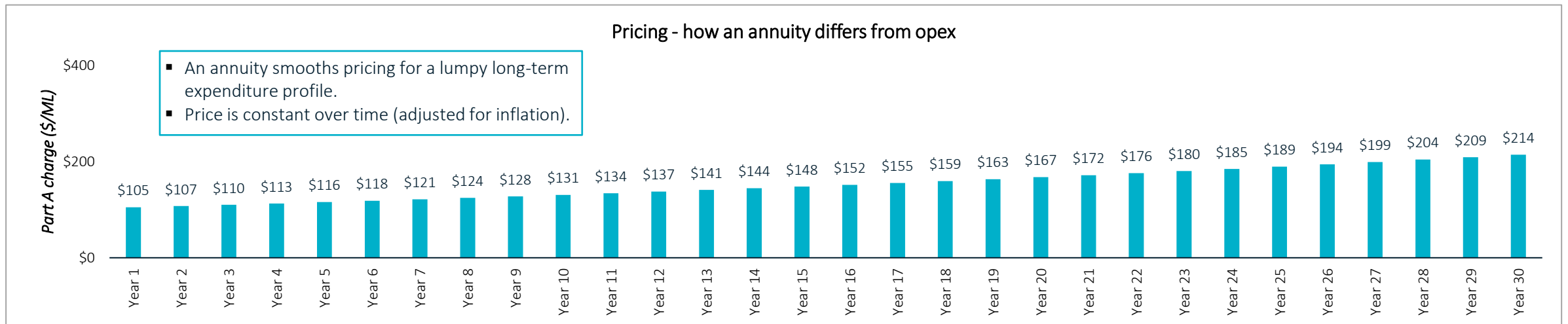
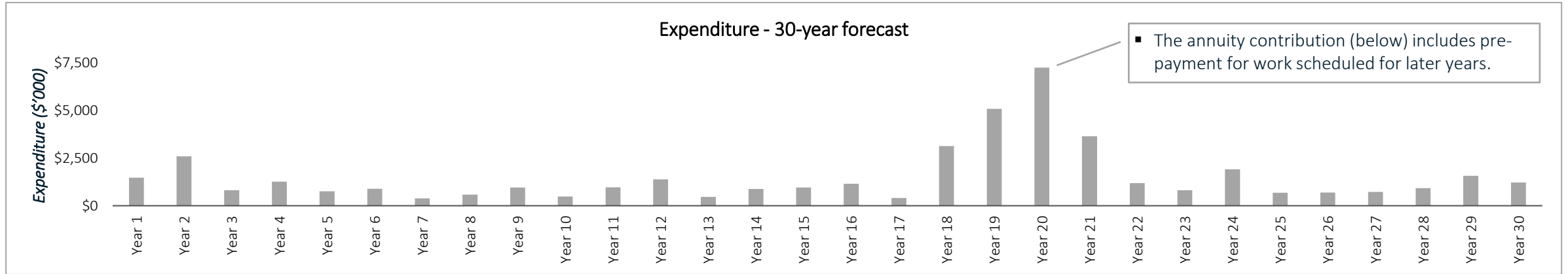
# Renewals expenditure is currently recovered via an annuity contribution which is a key element of customer prices

## RENEWALS FUNDING METHODOLOGY – OUR PROPOSAL

1. Sunwater's irrigation prices are set to recover a lower bound revenue allowance.
2. A **lower bound revenue allowance** gives us the revenue we need to fund the **operation, maintenance and renewal of our assets**.
3. That lower bound revenue allowance currently comprises two primary building blocks:
  - a. an operating expenditure building block
  - b. a renewals expenditure building block, in the form of an annuity allowance.
4. This proposal outlines a possible change in the **renewals expenditure building block** from an *annuity allowance* to an *allowance based on a regulated asset base (RAB) methodology*.
5. This proposal IS NOT a change from a lower bound revenue allowance or pricing.

# An annuity works by taking an uneven time-series of future expenses and turning it into a constant yearly payment over the same period

## CURRENT STATE – HOW AN ANNUITY WORKS

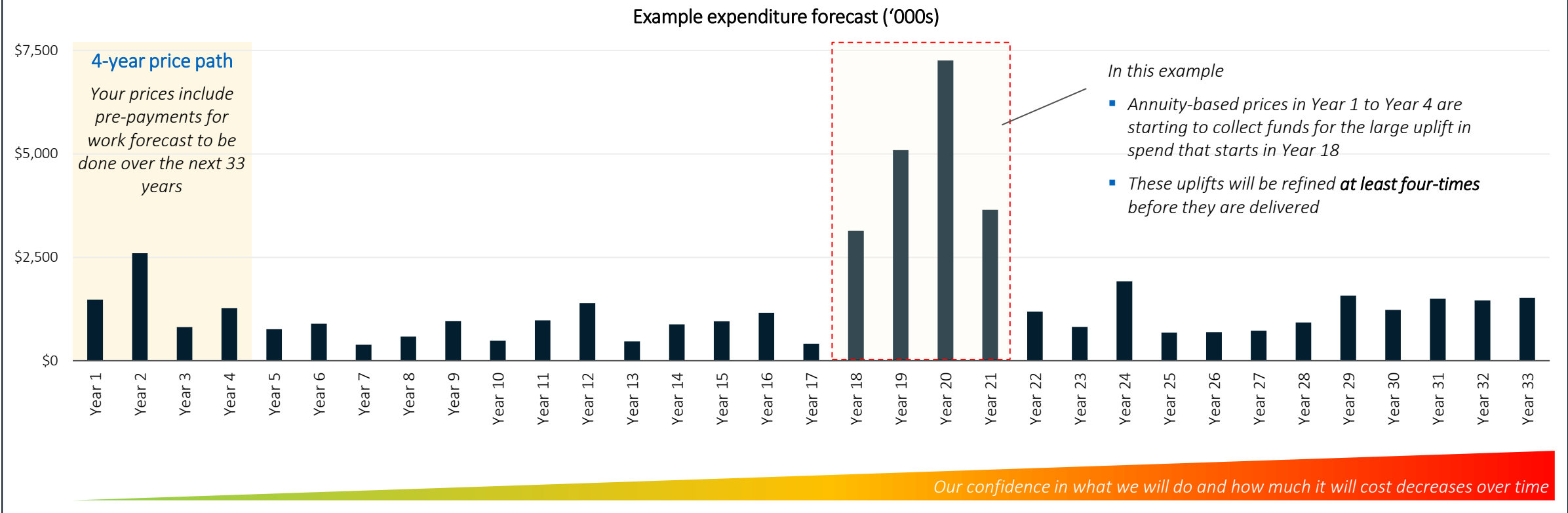




# We are proposing a change because the current annuity approach is complicated, inefficient and lacks transparency

## CURRENT STATE – WHY WE ARE PROPOSING A CHANGE

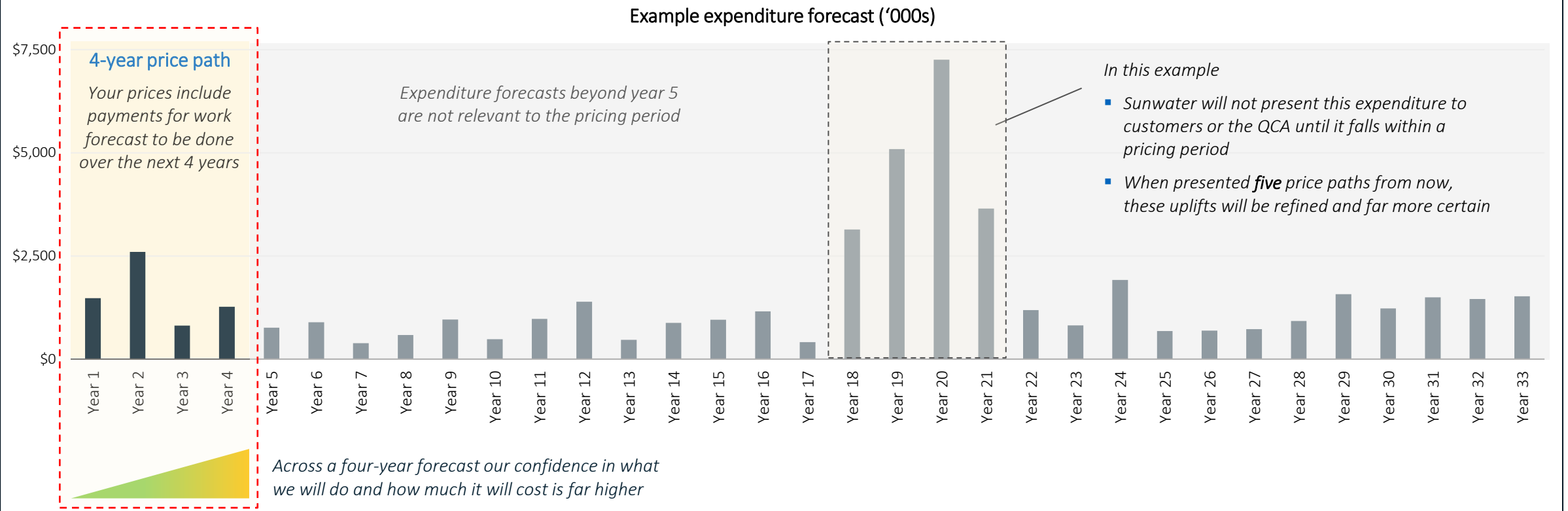
- *Setting prices for a 4-year period requires a 33-year forecast*
- *Considerable time and effort (Sunwater, customers and regulator) is spent on highly uncertain longer term that will change - effort that is required for pricing, not service delivery*
- *What you pay for over the price path period is not well aligned with what we are doing to deliver your services*



# In contrast to the annuity approach, the proposed RAB-based approach, is more simple, more efficient and more transparent

## PROPOSED FUTURE STATE – BENEFITS

- Setting prices for a 4-year period requires a **4-year forecast**
- What you pay for over the price path period is well aligned with what we are doing to deliver your services
- All our collective (Sunwater, customers and regulator) time and effort is spent on expenditure for the four-year pricing period, work Sunwater is actively planning for now



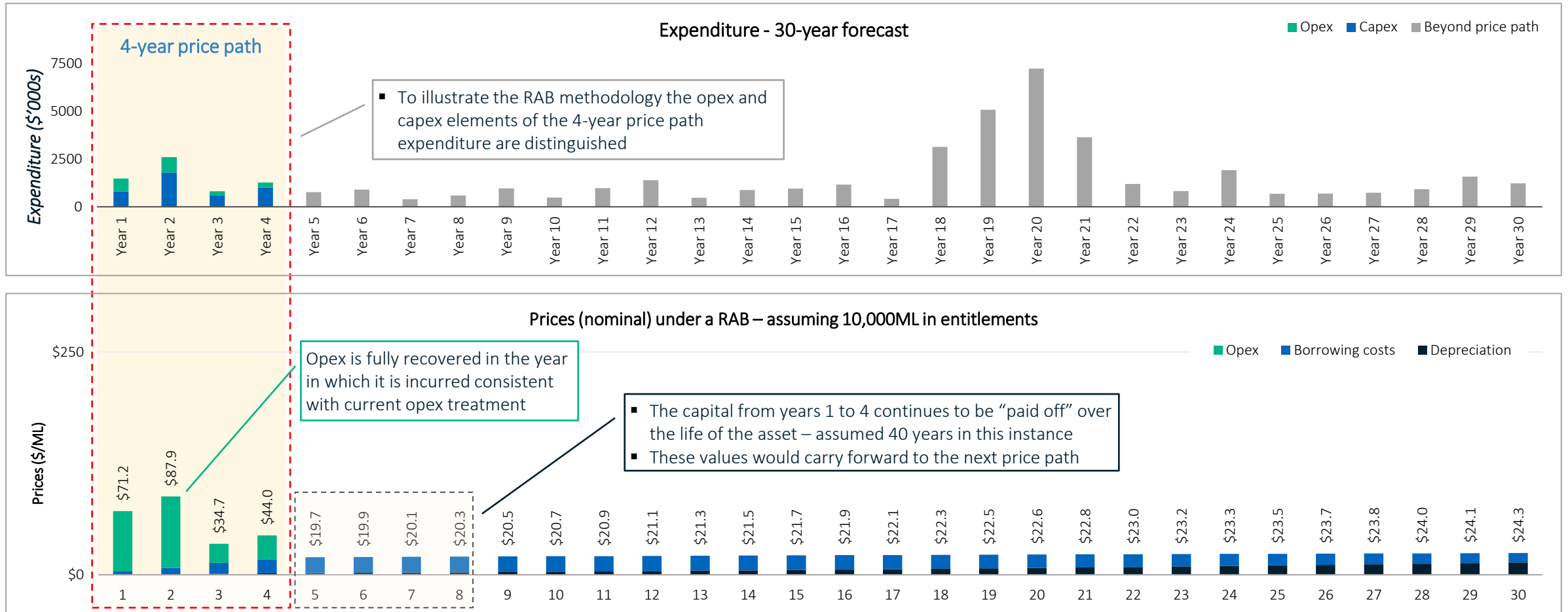
# The proposed RAB-based recovery of renewals expenditure does not change the policy position of lower bound pricing for irrigation customers

## PROPOSED FUTURE STATE – CONTINUATION OF LOWER BOUND PRICING

1. Sunwater’s irrigation prices **would continue to be** set to recover a lower bound revenue allowance, giving us the revenue we need to fund the operation, maintenance and renewal of our assets
2. That lower bound revenue allowance would comprise **three primary** building blocks
  - a. an operating expenditure building block
  - b. a renewals capital “borrowing costs” building block
  - c. a renewals capital “return of” (or depreciation) building block
3. Sunwater’s renewals expenditure forecast would be separated into operating expenditure and capital expenditure elements
  - The former would be added to the operating expenditure building block, while the later would be used to calculate the two capital building blocks
4. A fourth tax allowance building block may also apply (subject to a review of accounting treatment of capital expenditure)
  - annuity treatment of renewals expenditure as ‘operational’— means it is deductible for tax purposes, and as a result, there was no tax liability associated with renewing existing assets
  - changing to a RAB based on capital expenditure means a tax liability may exist – however Sunwater’s ability to fully deduct capital costs for tax purposes in the year in which the cost is incurred is likely to limit the size of this allowance

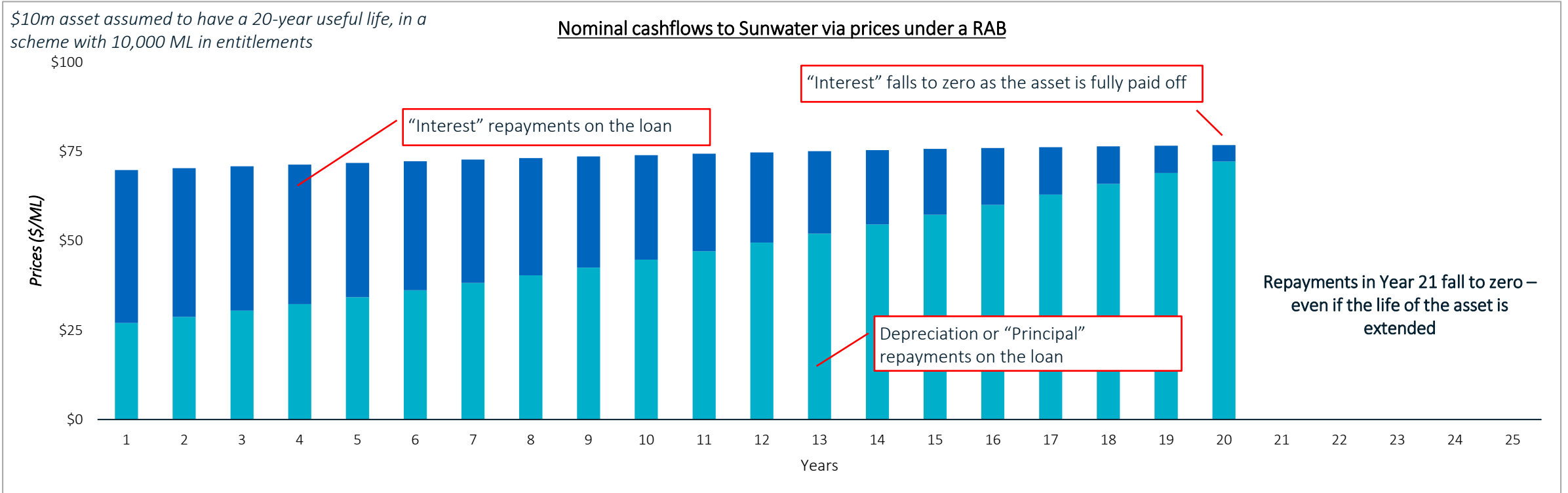
# A RAB approach separates opex and capex, and turns capex into a sequence of repayments over the life of the asset (like paying down a mortgage)

## PROPOSED FUTURE STATE – METHODOLOGY OVERVIEW



# This is what the capital payment (or cashflow) profile looks like for a single asset over its lifetime – shown in nominal terms

## PROPOSED FUTURE STATE – EXAMPLE CAPITAL REPAYMENT PROFILE UNDER RAB METHODOLOGY



# To implement this change, we need to consider an appropriate treatment of closing annuity balances and set an opening RAB

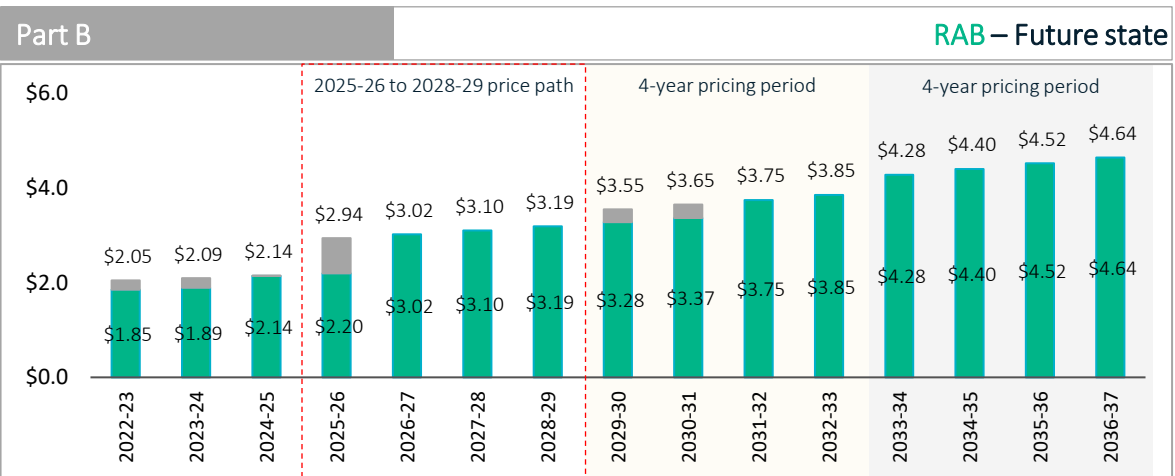
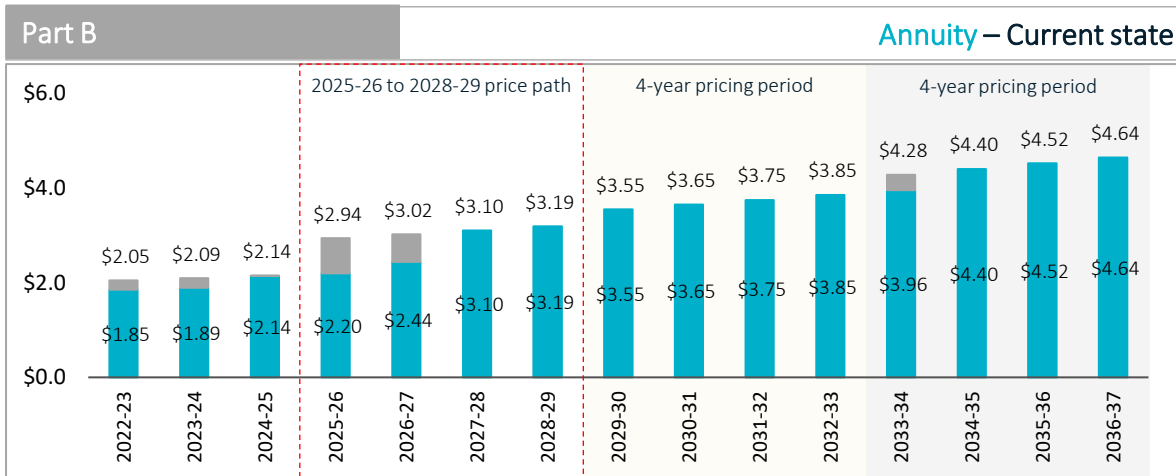
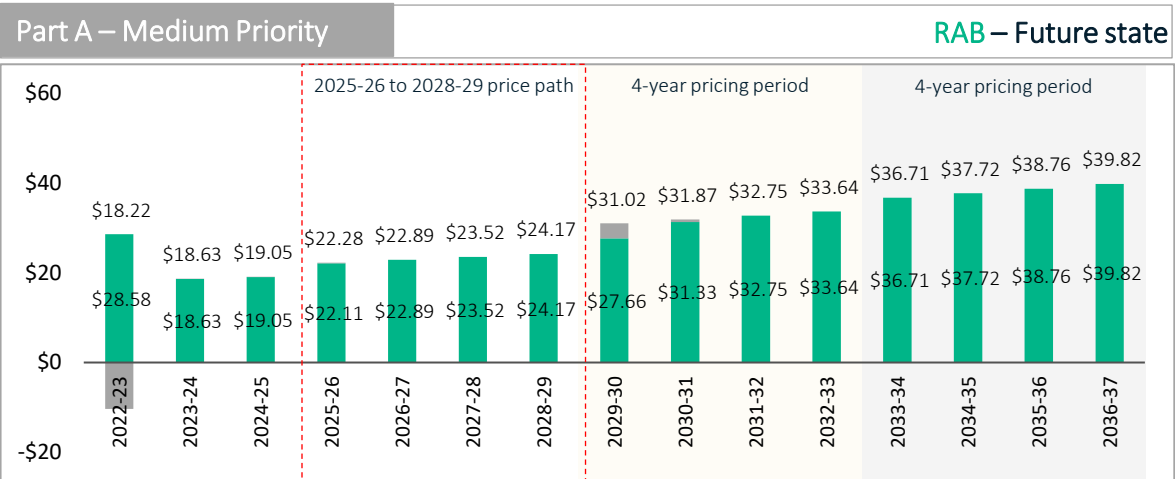
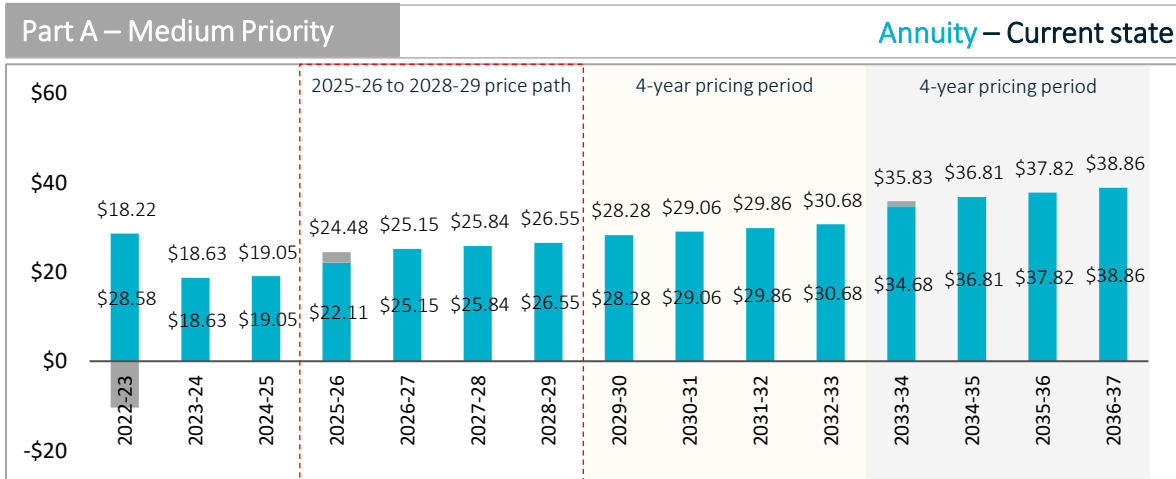
## PROPOSED FUTURE STATE – TREATMENT OF ANNUITY BALANCES

- The transition from an annuity to a RAB would occur from 30 June 2025 to 1 July 2025
- On 30 June 2025, each scheme will have either a positive or negative closing annuity balance
  - Positive balances reflect money Sunwater has collected from customers ahead of future expenditure
  - Negative balances reflect money Sunwater has spent renewing assets ahead of recovering it from customers
- **Consistent with the QCA’s thinking presented in its 2020 Final Report (Part B) we propose to:**
  - Return positive balances to customer via lower customer prices
  - Recover negative balances from customers over time

# The overall price impact varies from scheme-to-scheme as a result of different expenditure profiles and starting balances

## COMPARISON OF PRICES UNDER ANNUITY AND RAB APPROACHES

Tariff Group: Boyne River and Tarong



# S&PP refresh



# What are Service and Performance Plans?

## Service and performance plans (S&PPs) (formerly Network Service Plans)

- prepared annually for each irrigation service contract area
- are an important part of Sunwater's commitment to customers and stakeholders, ensuring that they are informed, and working closely with us to identify and work towards solutions that deliver real value
- detail a range of proposed immediate and long-term improvement projects and provide a detailed breakdown of anticipated costs
- compare our actual cost performance against cost targets recommended by the Queensland Competition Authority.

# What is Sunwater's proposal?

Sections	Current content	Future treatment	Rationale
Contents	Table of contents	Unchanged	
At a glance	Our performance in 2020-21 Outlook for 2022-23	Our performance in 2020-21 Outlook for <b>2021-22</b>	An outlook for the current year is preferable
Introduction	Purpose, process and feedback	<i>Minor content changes</i>	
Delivering services to our customers	Customer numbers, entitlements, usage and prices Service targets and key infrastructure	<i>Minor content changes</i> Introduce known forward prices Bring forward Appendix 1	
Financial summary – revenue and expenditure	Total sunwater costs Service contract financial summary	Remove section	Information does not talk to performance and provides data for scheme financial performance that is highly susceptible to misinterpretation
Cost of delivering services - opex	Tabulated view of actuals v QCA target Revised Sunwater forecasts	Limit focus to current and prior irrigation pricing period only Improve explanation for deviation from QCA Explore change from table to chart	Revised purpose focuses on performance Revised forecasts do not impact prices until an irrigation price review
Cost of delivering services – annuity	Tabulated view of actuals v QCA target Revised Sunwater forecasts	Limit focus to current and prior irrigation pricing period only Improve explanation for deviation from QCA Explore change from table to chart Bring explanation forward from Appendix	Revised purpose focuses on performance Revised forecasts do not impact prices until an irrigation price review
Annuity balance	Roll-forward of annuity expenditure	Retain – replace with RAB roll-forward if methodology shift proposed and approved	
Appendices		Remove Appendix 2 altogether – explore ability to present a \$1 breakdown of component costs	

# Next steps

# Sunwater is actively seeking the views of customers

## Online process for feedback on proposals

- Open for one week in early August (TBC)
- Email/SMS/post options
- Secure, fit-for-purpose platform with de-identified reporting

## General feedback at any time

[pricepath@sunwater.com.au](mailto:pricepath@sunwater.com.au)

**Close**