


# This is a Dam



Blue the Water Drop says there are two things we need to do to stay safe near a dam...



Hi kids!


1. When you are near a dam, always check for signs that warn you of things to be aware of – and ask your friends and family to check for signs too.
2. When swimming in dams, you should stay right away from dam walls, because there are pipes located in the walls which can suck you in and maybe even cause you to drown.

# This is a Weir



It's a big wall that holds back river water so it can be slowly released to users downstream.

Blue the Water Drop says we should stay away from weirs...




Hi kids!

1. You never know when water will be released and from which part of the weir it will come from.
2. You should stay away from weirs, because if you get caught in a big release of water, you might drown.

# This is a Water Channel



Blue the Water Drop says there are two things we shouldn't do in a water channel...



Hi kids!

1. Don't drink the water in a water channel. A lot of chemicals are put in the channels to help kill algae and if you drink the water, it could make you very sick.
2. Don't swim in water channels. Water levels in channels can change very quickly, and the gates that let the water in and out of the channels could trap you.
3. The sides of the water channels are also very slippery, making it difficult to get out if you fall in.