

Date: Wednesday 12 August 2020

Time: 10:00am

Location: Royal Hotel Leyburn, 71 MacIntyre St Leyburn

Attendees:

Independent Chair: Lindsay Krieg

Irrigation Advisory Committee (IAC) members: Lindsay Krieg, Gary Cooper, Richard Jubb, Johannes Roellgen, Fraser Bligh

Sunwater representatives: John Kelly, Darrell McKinlay

Apologies: Lyn Brazil

Minutes: John Kelly

Agenda items		
Item no.	item	Presenter
1	Welcome and introductions	Chair
2	Apologies	Chair
3	Review of previous meeting minutes	John Kelly
4	Storage update	John Kelly
5	FY20 scheme expenditure and FY21 Budget	John Kelly
6	FY20 R&E Program close out and FY21 Program	John Kelly
7	Electricity cost pass through trail update	John Kelly
8	Department of Natural Resources, Mines and Energy (DNRME) Metering Policy overview	John Kelly
9	Water Sharing Rules – Short term announced allocation (AA)	John Kelly
10	Leslie Dam Comprehensive Risk Assessment	John Kelly
11	General business	All

1. Welcome and introductions

The Chair opened the meeting at 10:10am and thanked them for their attendance.

address: Green Square North, Level 9, 515 St Pauls Terrace,
Fortitude Valley, Queensland 4006

post: PO Box 15536, City East, Queensland 4002

ACN: 131 034 985

telephone: 13 15 89

email: customersupport@sunwater.com.au

facsimile: +617 3036 6482

sunwater.com.au

2. Apologies

Lyn Brazil – IAC member

3. Review of Previous Minutes

The minutes from the previous meeting held on 7 August 2019 were reviewed and accepted as a true and accurate record.

4. Storage Update

Sunwater advised the IAC that the current storage of Leslie dam was 13,627ML or 12.8%. Minor inflows received in Jan/Feb 2020 saw the storage increase from 4,860ML (4.6%) to 19,800ML (18.6%). The volume above the 15,000ML cut-off was released to customers with the cut-off being reached again around 25 March 2020.

5. FY20 Scheme expenditure and FY21 budget

Sunwater provided the IAC with the Profit and Loss (P&L) report for the scheme to 30 June 2020. Of note:

- Operating Revenue was below budget by \$125k at \$2,646k
- Operating expenses were below budget by \$47k at \$1,772k
- Operating profit was below budget by \$78k at \$874k
- Total routine costs (Ops, Preventative and Corrective) were below budget by \$68k at \$1,392k

The full P&L for the scheme for to 30 June 2020 is provided as an attachment to the minutes.

Sunwater advised the IAC of the budget for the current water year as follows:

Activity	FY21 Budget
Operating Revenue	\$2,804k
Operating Expenses	\$2204k
Operating Profit	\$600k
Total Routine (Ops, Preventative and Corrective)	\$1,500k

The full P&L for the scheme for FY21 (including expenditure to 30 July) is provided as an attachment to the minutes.

6. FY20 R&E Program Close out and FY21 Program

Sunwater provided the IAC of a summary of the FY20 R&E program which is provided as an attachment to the minutes including final actual costs for each project. Further, Sunwater provided the IAC with the FY21 R&E program showing project budgets. This is also provided as an attachment to the minutes.

7. Electricity cost pass through trial update

Sunwater provided the IAC with an update on the electricity cost pass through mechanism which was proposed as a consideration during the water pricing discussions as follows:

- Queensland Competition Authority (QCA) didn't reject the electricity cost pass-through mechanism outright, but were critical of the proposal.
- Bundaberg Regional Irrigators Group (BRIG) lobbied the Minister requesting it be introduced as a trial which was supported by Queensland Farmers' Federation (QFF) and Sunwater. QFF argued that other schemes should have the opportunity to run trials as well, if there was interest.
- Sunwater developed a proposal for the Minister to consider, recommending that a three-year trial be run in Bundaberg, where customers are guaranteed to not be worse off AND that other schemes be provided with the opportunity to run trials as well
- Sunwater has proposed that interested schemes be allowed to do a 3-year electricity cost pass-through trial.
- At the end of each financial year, if electricity costs are lower than allowed by the QCA, customers will receive a credit on their bill. If higher, they will be informed that they would have incurred a debit if a real pass-through mechanism had been adopted, but will not be required to pay the additional amount.
- At the end of the trial (2022/23), customers and Sunwater will need to reach agreement on whether a full, two-way pass-through mechanism should be adopted.
- Sunwater are awaiting on a response from the Minister on the proposal.

The IAC expressed an interest in being involved in the trial however requested Sunwater provide additional information to answer questions such as:

- As the Yarralong tariff is tariff 62 and it will be redundant from June 21, what will the future tariff be?

Post Meeting Note: At this stage Sunwater do not know what the alternative tariffs will be. Sunwater will advise further once the tariff options are known.

How is the electricity cost distributed across the scheme? Is it isolated to North Branch customers? Are the electricity charges for the scheme in Part A or B?

Post Meeting Note: The QCA split electricity costs between the Part A and Part B charges in North Branch and North Branch Risk A tariff groups. Customers in the Sandy Creek or the Condamine River tariff group do not have electricity costs included in their charges. Fixed electricity costs are included in North Branch and North Branch Risk A Part A charges, and variable electricity costs are included in Part B charges. Can Sunwater provide details of the electricity cost per ML pumped from Yarralong pump station?

Post Meeting Note: The details of electricity cost and volumes pumped for Yarralong Pump Station from 2013-2020 are detailed in the table below.

Sum of ValCOArCur	Year									
Order	CO object name	2013	2014	2015	2016	2017	2018	2019	2020	Grand Total
	Yarralong pump station total electricity cost (\$)	96,110	70,419	66,508	71,176	152,969	9,569	6,098	50,191	523,039
	Yarralong pump station total volume pumped (ML)	15,699	11,759	13,060	6,824	16,724	1,693	312	5,406	71,477
	\$/ML pumped	\$ 6.12	\$ 5.99	\$ 5.09	\$ 10.43	\$ 9.15	\$ 5.65	\$ 19.55	\$ 9.28	\$ 7.32

address: Green Square North, Level 9, 515 St Pauls Terrace,
Fortitude Valley, Queensland 4006

post: PO Box 15536, City East, Queensland 4002

ACN: 131 034 985

telephone: 13 15 89

email: customersupport@sunwater.com.au

facsimile: +617 3036 6482

sunwater.com.au

8. DNRME Metering Policy

Sunwater advised the IAC that it was working closely with DNRME to understand the timing of the state wide metering policy and implications for Sunwater customers. Sunwater advised that the policy from DNRME had been delayed as DNRME considered feedback from stakeholders which was provided to them during the consultation period in Dec 2019. DNRME have advised that transitional arrangements for existing meters, telemetry and meter performance testing were all areas that required greater examination before the policy position could be finalised.

Sunwater also advised the IAC that it was working closely with DNRME on back to base (telemetry) metering trials with a view to having up to 20 trial sites across the Qld portion of the Murray Darling Basin.

9. Water Sharing Rules – Short term AA

Sunwater provided the IAC with an update on its investigations into the options for amending the water sharing rules to provide for an option to make an announcement for a period of less than 12 months similarly to the Chinchilla WSS and the Boyne River & Tarong WSS. Details are provided as an attachment to the meeting minutes.

Sunwater advised that modelling has shown that if the rule (to allow announcements for periods of less than 12 months) is adopted it has the effect of an increase in the mean annual diversion from the catchment of 85ML. As we are in a 'no growth' plan this additional take as identified by the modelling needs to be offset by a reduction in mean annual diversion (MAD) of 85ML if we want the short-term AA rule to be accepted by DNRME.

Sunwater advised that there were several options to achieve this as follows:

1. Modify (remove) the streamflow period access rule as currently defined in the Upper Condamine Operations Manual section 13(4). Sunwater advised that while this goes some way towards decreasing the MAD it does not account for the full 85ML required, only 24ML.
2. Identify and surrender 85ML of MAD through either supplemented or un-supplemented allocations. The IAC discussed that this could come from irrigators and there would need to be a process of requesting from the scheme customers volumes of water to be surrendered until a total of 85ML was identified. The IAC asked if Sunwater had any water that could be surrendered. Sunwater advised that it did receive a total of 163ML (being the old Danpark allocation) in 2015 which is currently not traded and could be considered for this proposal.

Action: Sunwater to consider internally and discuss with DNRME the option of surrendering 85ML of MAD from the 163ML currently held in Sunwater's trading account.

10. Leslie Dam Comprehensive Risk Assessment

Sunwater provided the committee with an update on the Comprehensive Risk Assessment for Leslie dam which has been ongoing over the last 2-3 years and has been funded by Sunwater. Whilst there is still some remaining work to be done on the saddle dam, the findings on the main dam indicate that the 'risk' for the existing dam sits below the ANCOLD tolerability limit and as such no improvement works are required or can be justified on the basis of the cost/benefit ratio and that the existing dam 'risk' is as low as reasonably practical.



11. General Business


The meeting was advised that Lyn Brazil would be stepping down as a member of the IAC effective immediately. Sunwater and the IAC would like to thank Lyn for his dedication to the IAC and representing his part of the scheme over many years. Lyn's input was always appreciated and we wish Lyn the best in his future endeavours.

Action: Sunwater to run a nomination process to replace Lyn Brazil. Lyn representing irrigators in the Talgai weir to Cecil Plains section of the scheme.

12. Approval and Review

Chair:	Lindsay Krieg
Minutes:	John Kelly
Date:	12 October 2020

Financial P&L	Actual \$'000s	Jul-20 Budget \$'000s	Variance \$'000s	Actual \$'000s	YTD Budget \$'000s	Variance \$'000s	FY Forecast \$'000s	FY Budget \$'000s
Revenue								
External Contracts	0	0	0	0	0	0	0	0
Distribution	0	0	0	0	0	0	0	0
Bulk Water	226	234	(8)	226	234	(8)	2,796	2,804
Commercial Pipelines	0	0	0	0	0	0	0	0
Other Revenue	0	0	0	0	0	0	0	0
Operating Revenue	226	234	(8)	226	234	(8)	2,796	2,804
Expenses								
Salaries	0	0	0	0	0	0	0	0
Salaries O/T	0	0	0	0	0	0	0	0
Other Employee Costs	0	0	0	0	0	0	0	0
Contractors - Consultants	0	0	0	0	0	0	0	0
Contractors - Others	2	11	10	2	11	10	280	290
Electricity - Incl RC	1	8	7	1	8	7	84	91
Materials	1	9	9	1	9	9	267	276
Plant Equip & Vehicles	3	4	1	3	4	1	41	42
Capitalised Costs	(3)	(1)	2	(3)	(1)	2	(41)	(40)
Labour & OH Recovery	70	71	0	70	71	0	892	892
Service Charges	21	33	11	21	33	11	377	388
Depreciation	7	0	(7)	7	0	(7)	8	1
Other Expenses	15	22	7	15	22	7	256	262
Operating Expenses	117	156	39	117	156	39	2,165	2,204
Operating Profit	109	78	31	109	78	31	631	600
Key Indicators								
	Actual \$'000s	Jul-20 Budget \$'000s	Variance \$'000s	Actual \$'000s	YTD Budget \$'000s	Variance \$'000s	FY Forecast \$'000s	FY Budget \$'000s
Usage (ML)	64	1,564	(1,501) 	64	1,564	(1,501) 	17,272	18,772
Labour Billing Rate (%)	0	0	0	0	0	0	0	0
Labour Capacity (%)	0	0	0	0	0	0	0	0
Routine								
Operations	96	102	6	96	102	6	1,148	1,154
Preventative	16	21	4	16	21	4	226	231
Corrective	1	10	9	1	10	9	106	115
Other Routine	0	0	0	0	0	0	0	0
Total Routine (Excl. Electricity)	114	132	19	114	132	19	1,481	1,500
Electricity (Activity 08)	1	8	7	1	8	7	84	91
Non Routine								
Operations	0	0	0	0	0	0	0	0
Preventative	0	0	0	0	0	0	0	0
Corrective	0	0	0	0	0	0	0	0
R&E (Activity 04)	3	21	18	3	21	18	683	701
Other Non Routine	0	0	0	0	0	0	0	0
Total Non-Routine	3	21	18	3	21	18	683	701

 Unfavourable to Budget (>=5% of budget)

--

PROJECT TIMELINE AS OF 17th of July 2020 RRE - SOUTH REGION						
Project ID	HB File Number	Description	19/20 Budget (\$)	Actuals	Status	Physical Progress (%)
IBU - Upper Condamine Supply						
20UCO01	19-002009/001	Refurbish - Reinstatement of Protection Works & repair concrete floor cap - Talgai Weir - (2017 5yr report rec)	15,240.00	14,058.00	10-CLOSED	98%
20UCO02	19-002010/001	Refurbish - Foundation Drains - Leslie Dam - (Carried out every 5 years)	8,116.00	8,116.00	10-CLOSED	98%
20UCO03	18-001516/001	Refurbish - Concrete Encase Weir Profile - Yarramalong Weir - (Refer 2017 5 yearly HB#2248807)	4,248.00	4,248.00	06-PRACTICAL	90%
20UCO04	19-002012/001	Refurbish - Remove Cluster of trees from Weir and refurbish Cracked concrete - Cecil Plains Weir	3,734.00	3,734.00	07-FINANCIAL	95%
20UCO05	19-001536/001	Talgai Weir: Study - Options analysis on Training walls and refurbishment requirements including installation of weep holes	12,334.00	12,334.00	07-FINANCIAL	100%
20UCO06		Unplanned Capital Replacements - IBU - Upper Condamine Supply	3,159.00	0.00	03-RELEASED	0%
20UCO09	19-002017/001	Study - Conduct survey to determine if any action needs to be undertaken to reinstate spillway Wandoo Weir	3,966.00	3,972.00	06-PRACTICAL	90%
20UCO10	19-002018/001	Enhance - Installation of bird proof mesh over top of Surge Tank - Yarramalong PSTN - Corrosion control of equipment	14,000.00	12,625.00	06-PRACTICAL	40%
20UCO11	19-002019/001	Replace - Meter Outlets - Upper Condamine - SunWater Metering Standard AM14	30,562.00	25,497.00	06-PRACTICAL	90%
20UCO12	19-002020/001	Refurbish Picnic Shelters - Leslie Dam	14,220.00	14,220.00	08-BNE PROCESS	98%
20UCO13	19-002021/001	Refurbish: Extend boat ramp while water level is low - Leslie Dam	64,549.00	64,549.00	06-PRACTICAL	90%
20UCO14	20-000112/001	Replace Rotork on Outlet Gate (Due to lighting strike damage) - Talgai Weir	24,572.00	24,572.00	09-FINAL REVW	98%
20UCO15		Outlet conduit inspection of Yarramalong, Talgai and Lemon Tree Weirs	373.00	373.00	04-SCOPING	49%
20UCO16		Leslie Dam: Minor refurbishment river outlet guard and reg valves (2019DSRec 7.6a, 7.7a)	16,252.00	16,411.00	06-PRACTICAL	90%
20UCO17		Leslie Dam: Minor refurbishment of spillway concrete (2019DSRec 5.0a,b,c)	16,500.00	16,240.00	06-PRACTICAL	90%
20UCO18		Yarramalong Pump Station: Physical leak inspection - Pump 3 Rising Main (Investigation with repair if possible)	49,910.00	49,910.00	06-PRACTICAL	90%
20UCO19	TBA	Melrose Weir: Replace Electrical Wiring for the Embankment Watering System	8,000.00	8,898.00	10-CLOSED	98%
20UCO20		Replace flowmeter (supply and install)	8,000.00	6,183.00	06-PRACTICAL	90%
20UCO21		Scoping for Leslie Dam	3,150.00	3,412.00	06-PRACTICAL	90%
Sub - Total			\$ 300,885.00	\$ 289,302.00		

Functional Location	Project ID	Description	20/21 Budget (\$)	Actuals	Status	Physical Progress (%)
IBU - Upper Condamine Supply						
UCO-CDM-LTR-WAW-PWK	16UC005	Refurbish - Toe Protection Works - Lemon Tree Weir	59,963.00	0.00	05-WIP	0%
UCO-CDM-TAL-WAW-WAU-001	20UC005	Study - Options analysis on Training walls and refurbishment requirements including installation of weep holes - Taigai Weir	10,384.00	0.00	07-FINANCIAL	0%
UCO-CDM-LES-SFC-REC	21UC001	Refurbish - Rec Facilities upgrade sprinkler system, new BBQ, shelter, playground equipment - Leslie Dam	50,345.00	0.00	03-RELEASED	0%
UCO	21UC002	Unplanned Capital Replacements - IBU - Upper Condamine Supply	31,536.00	0.00	03-RELEASED	0%
UCO-CDM-LES	21UC003	Asset Revaluation - IBU - Upper Condamine	38,303.00	0.00	03-RELEASED	0%
UCO-CDM-LES-OWK-001-ILT-RAC	21UC004	Refurbish - Trashracks (sand blasting & re-galvanizing) - pending 2020 5yr inspection - Leslie Dam	26,608.00	0.00	03-RELEASED	0%
UCO-CDM-LES-SPW-GTR-007-HYD-001	21UC005	Refurbish - Replace Piston Seals & modify Pistons of Hydraulic Rams of Gate 7 - Leslie Dam	37,070.00	0.00	03-RELEASED	0%
UCO-UCNB-NBRA	21UC006	Refurbish - Reprofile Natural Channel - North Branch	56,428.00	0.00	03-RELEASED	0%
UCO-UCR-MO	21UC007	Replace - Customer Meters - Upper Condamine Supply	39,526.00	0.00	03-RELEASED	0%
UCO-CDM-GSN-422395A-LVL	21UC008	Replace - Tailwater level Recorder - Leslie Dam	15,347.00	0.00	03-RELEASED	0%
UCO-CDM-LES-OWK-002-ILT-RAC	21UC009	Replace - Remaining Mild Steel Trashrack Guides w/Aluminium - Leslie Dam	37,333.00	0.00	03-RELEASED	0%
UCO-CDN-NAN-OWS-ILS-GTE	21UC010	Refurbish - Gate and Raise Valve Handle & Install Collapsible Handrails - Nangwee Weir	25,667.00	0.00	03-RELEASED	0%
UCO-CDM-TAL-SFC-RDD	21UC011	Refurbish - Access Road - Taigai Weir	24,733.00	0.00	03-RELEASED	0%
UCO-CDM-LES-WAA-CRN-CRG-STR-004	21UC012	Refurbish - Modify existing Workbox to incorporate an Overhead Lifting Beam and Guarding - Leslie Dam	13,609.00	0.00	03-RELEASED	0%
UCO	21UC013	Study - Arc Flash - Upper Condamine Supply	29,633.00	0.00	03-RELEASED	0%
Sub - Total			\$ 496,485.00	\$ -		

Leslie Dam Medium Priority Cutoff issue

Outlines a partial solution based on similar Chinchilla Weir water sharing rule

The problem

- The Upper Condamine scheme Operations Manual contains an MP cutoff rule at approx. 15,000 ML to protect HP town water allocations

6

Supply of water

When the storage level in Leslie Dam is less than or equal to 460.35 m AHD, releases or diversions must not be made to supply—

- (a) medium priority water allocations; or
- (b) high class B priority water allocations.

- The AA calculation does not take this into consideration

Operational Report: Announced Allocation

Upper Condamine WSS

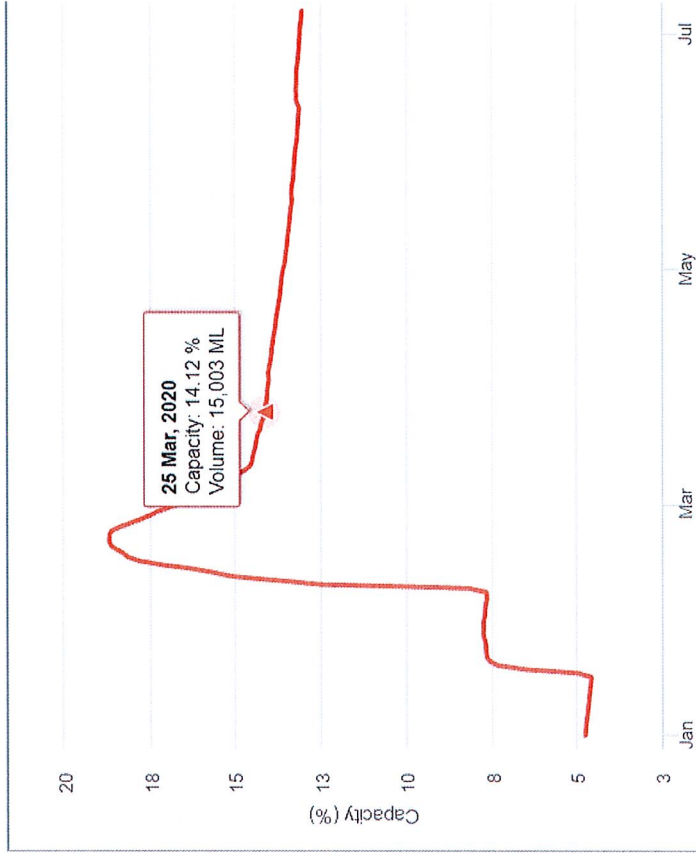
Effective: 17 February 2020

IMPORTANT MESSAGE REGARDING WATER AVAILABILITY

In accordance with provisions of Section 6 of the Upper Condamine Water Supply Scheme Operations Manual, the High B and Medium Priority release (cut-off) rule will be activated when Leslie Dam is equal to or below 460.35 m AHD (15,000 ML).

If this rule is activated, Sunwater will be unable to make releases to deliver any unused High B or Medium Priority allocation water, so the below Announced Allocations are not guaranteed.

AA calculated under the ROP		Abbreviation	Value	Unit	Remarks
High Class A Priority AA	AAhpa	100	%		
High Class B Priority AA	AAhpb	100	%		Refer to above message
Medium Priority AA	AAm	20	%		Refer to above message
Risk Class B AA	AArb	N/A	%		
Leslie Dam					
Elevation	EL	461.55	m AHD		
Current Volume	CV	19,403	ML		



Partial solution

- MP irrigators could gain better access to volumes in Leslie Dam when the dam is relatively low but still above the cut-off level ***if...***
- ... an AA calculation rule similar to Chinchilla Weir was in place
- This allows MP AA for period <12 months

Chinchilla MP AA rule

$$AA_{MP} = 100 \times \frac{(RV + DIV)}{MPA}$$

RV: Resource volume for MP allocations
(pre-calculated values from the model)

DIV: Water diverted (used)

MPA: Total volume of MP allocations (nom. vol.)

Table 2 Resource volumes

Month	Type	Volumes (ML)													
		3250	3830	4440	5038	5669	6586	7907	9468	9780					
July	CV	3250	3830	4440	5038	5669	6586	7907	9468	9780					
	RV	0	25	74	116	182	480	1099	1912	2062					
August	CV		3250	3860	4458	5090	6006	7328	8889	9780					
	RV		0	49	91	158	455	1075	1887	2319					
September	CV			3250	3848	4480	5396	6718	8279	9641	9780				
	RV			0	42	109	406	1026	1838	2496	2550				
October	CV				3250	3882	4798	6120	7681	9043	9780				
	RV				0	67	364	984	1796	2454	2742				
November	CV					3250	4166	5488	7049	8411	9484	9780			
	RV					0	298	917	1730	2388	2808	2906			
December	CV						3250	4571	6133	7495	8568	9497	9780		
	RV						0	620	1432	2090	2510	2818	2883		
January	CV							3250	4811	6174	7246	8176	8943	9523	9780
	RV							0	812	1471	1891	2199	2374	2402	2658
February	CV								3250	4612	5685	6614	7382	7962	9780
	RV								0	658	1078	1386	1562	1590	3408
March	CV								3250	4323	5252	6019	6600	9780	
	RV								0	420	728	903	931	4112	
April	CV									3250	4179	4947	5527	9780	
	RV									0	308	483	511	4764	
May	CV										3250	4017	4598	9780	
	RV										0	175	203	5385	
June	CV											3250	3830	9780	
	RV											0	28	5978	

The table shows an RV value corresponding to the Current Volume (CV) of Chinchilla Weir

Modelling results

The current DNRME “eWater Source” model was used to check the use of the Chinchilla-style water sharing rule in Upper Condamine

*Notes: (1) impacts downstream thru’ system
(2) Saving supp. water can lead to an increase in take of SFP and waterharvest water*

Model Section	Area	Mean Annual Diversion (ML)
Upper	Upper Condamine	59
Middle	Chinchilla	12
St George	St George (River)	-1
Distributary	St George (Irrigation)	15
TOTAL		85

RESULT It shows an increase in ‘Mean Annual Diversion’ of 85 ML. This means it cannot be approved by DNRME in its current form

Options being investigated

Implementing one of these options could allow the Chinchilla AA rule to be implemented in Upper Condamine:

1. Buy water allocations (equivalent to 85 ML **MAD**) and 'cancel' them
 - Allocations could be in UC, Chinchilla or St. George
 - Allocations could be supplemented, streamflow, water harvesting, etc.
2. Remove the Stream Flow Period access rule
 - reduce from 3 months to 0 months

Streamflow Period (SFP) rule in UC

13

Stream flow period for medium priority water allocations

- (1) The licence holder must start a stream flow period for medium priority water allocations whenever the requirement for the zone or part of a zone mentioned in the table 4 is met at the stream flow location.
- (2) For this section, the requirement for a stream flow period for a zone or part of a zone is a flow rate—
 - (a) likely to be greater than 86 ML/day; and
 - (b) less than 432 ML/day.
- (3) Despite subsection (2)(a), the licence holder may start a stream flow period for medium priority water allocations located in zone UCS-02 if—
 - (a) the announced allocation for medium priority water allocations is less than or equal to 20 percent; and
 - (b) the storage level in Taigai Weir is equal to or greater than 50 percent of its full supply volume; and
 - (c) the total daily rate of take from the zone is no greater than 10 ML/day; and
 - (d) the total volume of water taken for the water year in the zone during stream flow periods is less than or equal to 300 ML.

- (4) Subsection (2)(a) does not apply for a period of three months following the cessation of a flow over Cecil Plains Weir if the flow over Cecil Plains Weir has reached Loudoun gauging station on the Condamine River (GS 422333A) AMTD 834.0 km.

- (5) The licence holder must end a stream flow period for a zone or part of a zone whenever the requirement for the zone or part of a zone is no longer being met.

Upper Condamine
Operations Manual
section 13 (4)
outlines a three
month access rule
for ceasing SFP
access

Modelling the removal of the SFP access rule

Model Section	Area	Mean Annual Diversion (ML)			
		3 mth rule (as is)	1 mth rule	7 day rule	No rule (0 mths)
Upper	Upper Condamine	59	33	-16	-117
Middle	Chinchilla	12	39	48	48
St George	St George (River)	-1	3	..	8
Distrib.	St George (Irrigation)	15	26	..	37
TOTAL		85 incr.	101 incr	Incr.	-24 decr.

RESULT If the SFP rule is removed there is a slight decrease in MAD (-24 ML)

Therefore it is a possible solution to be considered

Discussion

- Questions on the above ?
- What is the preferred option ?