

SunWater Limited  
Level 10, 179 Turbot Street  
PO Box 15536 City East  
Brisbane Queensland 4002  
www.sunwater.com.au  
ACN 131 034 985



## Final Report

# Asset Management Plan – Maranoa River Supply – Service Contract IBM

Financial Years 2019 to 2024



Photo of Neil Turner Weir

**Date:** October 2018


**Project: WBS No.** R-WSSA-28-72-03

**File No:** 18-002122/001

Author:

  
Richard Kenny  
Manager Asset Planning

Approved:

  
Colin Bendall  
Executive General Manager  
Operations

## Document Control

Date	Revision	Details	Approver
Feb 2018	1.0	GHD initial draft	
July 2018	1.1	GHD final draft	
October 2018	2.0	Final	Colin Bendall

## Table of Contents

<b>Executive Summary .....</b>	<b>1</b>
<b>1. Introduction.....</b>	<b>2</b>
1.1 Plan Purpose.....	2
1.2 Stakeholders.....	2
1.3 Context .....	3
1.4 Plan Methodology .....	4
<b>2. Service Contract Summary .....</b>	<b>5</b>
2.1 Maranoa River Water Supply Scheme .....	5
2.2 Location.....	5
2.3 Capacities .....	7
2.4 Operational Framework .....	7
2.5 Critical Assets .....	8
2.6 Scheme Asset Profile.....	8
2.6.1 Asset Values and Age Profile.....	8
2.6.2 Risk and Condition Profile .....	9
2.7 Customers .....	11
2.7.1 Service Contract IBM Customers.....	11
2.8 Service and Asset Standards .....	11
2.8.1 Water Supply Arrangements and Service Targets.....	11
2.8.2 Risk Management.....	12
2.8.3 Compliance Requirements .....	12
2.8.4 Continuous Improvement .....	13
2.9 Current and Future Demand .....	13
2.9.1 Current Demand.....	13
2.9.2 Future Demand.....	14
2.10 Water Availability and Reliability .....	14
<b>3. Lifecycle Management Plans .....</b>	<b>15</b>
3.1 Asset Planning Methodology .....	15
3.1.1 Routine Works.....	15
3.1.2 Non-Routine Works.....	15
3.2 Drivers of Expenditure .....	17
3.2.1 Network Service Plans.....	17

3.2.2	Water Supply Service Targets.....	17
3.2.3	Corporate Driven Projects .....	18
3.2.4	Compliance Related Works .....	18
3.2.5	Growth and Future Demand .....	19
3.3	Strategic Direction for Scheme .....	19
<b>4.</b>	<b>Financial Forecast .....</b>	<b>20</b>
<b>5.</b>	<b>AMP Improvement Plan .....</b>	<b>21</b>
5.1	Corporate Level Improvements .....	21
5.2	Improvements for this AMP.....	21
5.3	Monitoring and Review Procedure .....	21
<b>6.</b>	<b>References.....</b>	<b>22</b>

## List of Figures

Figure 1	Overview of the Asset Management System .....	3
Figure 2	Location Plan .....	6
Figure 3	Schematic Diagram.....	7
Figure 4	Maranoa Supply Age Profile .....	8
Figure 5	Condition Profile.....	9
Figure 6	Risk Profile .....	10

## List of Tables

Table 1	Maranoa Supply Facilities.....	7
Table 2	Estimated Replacement Costs by Facility .....	8
Table 3	Maranoa Supply Risk and Condition.....	9
Table 4	Maranoa River Supply Customer Entitlements .....	11
Table 5	Water Supply Performance Measures 2017/18.....	18

## List of Abbreviations

Abbreviation	Extension
AMP	Asset Management Plan
AMTD	Adopted Middle Thread Distance
AS DOC	Asset and Strategy Document
AS FAC	Asset and Strategy Facility
AS INS	Asset and Strategy Inspection
BP	Buildings and Plant
EM	Environmental Management
IBM	Maranoa River Supply Service Contract
MW	Major Weir
NR MEC	Non-Routine Mechanical
NR MET	Non-Routine Metering
NSP	Network Service Plan
PAR	Persons at Risk
PS	Pump Station
QCA	Queensland Competition Authority
RE EXE	Renewals Executive Requirement
RE ICR	Renewals Improve Condition and Reduce Risk
RE PPS	Renewals Personal and Public Safety
ROL	Resource Operating Licence
ROP	Resource Operating Plan
SAMP	Strategic Asset Management Plan
UB	Urban
WHS	Workplace Health and Safety
WMS	Works Management System
WSS	Water Supply Scheme

## Executive Summary

This Asset Management Plan (AMP) provides a link between the assets, the current and future service levels, expenditure drivers and the forecast expenditure. It clearly establishes the relationship between corporate goals and asset management outputs.

Maranoa Supply has assets with an estimated replacement cost of **\$17.6M** with a weighted average asset age of **34 years**.

SunWater's aim is to manage its assets in a sustainable manner to meet SunWater's business objectives of safeguarding asset integrity and ensuring continuing asset serviceability. SunWater has developed a business model for determining the set of assets due for renewal over the forecast period. This model is risk based. Assets are assessed for condition and risk which is used in combination with anticipated asset lives to determine the type of intervention strategy required and the timeframe involved. **100 per cent** of Maranoa Supply assets are considered low or moderate risk.

For a summary of the financial forecasts, refer to the relevant Network Service Plan (which is available on SunWater's web site).

## **1. Introduction**

### **1.1 Plan Purpose**

The primary purpose of this Asset Management Plan (AMP) is to provide a clear line-of-sight from SunWater's customer service targets, through its asset strategies, to related works programs.

SunWater's business is divided into Service Contracts. Each AMP covers the operational assets associated with each SunWater Service Contract.

The Strategic Asset Management Plan (SAMP) establishes the strategic objectives for asset management and provides a framework for the generation of the AMPs.

The AMPs address a six year outlook for the area of coverage and provides a link between the assets, the current and future service levels, expenditure drivers and the forecast expenditure aligned with anticipated revenue. AMPs normally cover a five year period however it has been extended this year due to the upcoming Queensland Competition Authority (QCA) price review which covers the six years ending June 2024.

The preparation and review of such plans will provide SunWater with:

- Clarity regarding the scope of coverage for the plans;
- Consolidated technical and financial information for the assets and the services they provide to customers;
- An understanding of the issues that drive the expenditure proposed such as present and future demands, risk mitigation, asset performance and strategic initiatives;
- A current estimate of the short and long term financial commitment necessary to maintain both the assets and the services they provide;
- A clearly established link between corporate goals and asset management outputs.

### **1.2 Stakeholders**

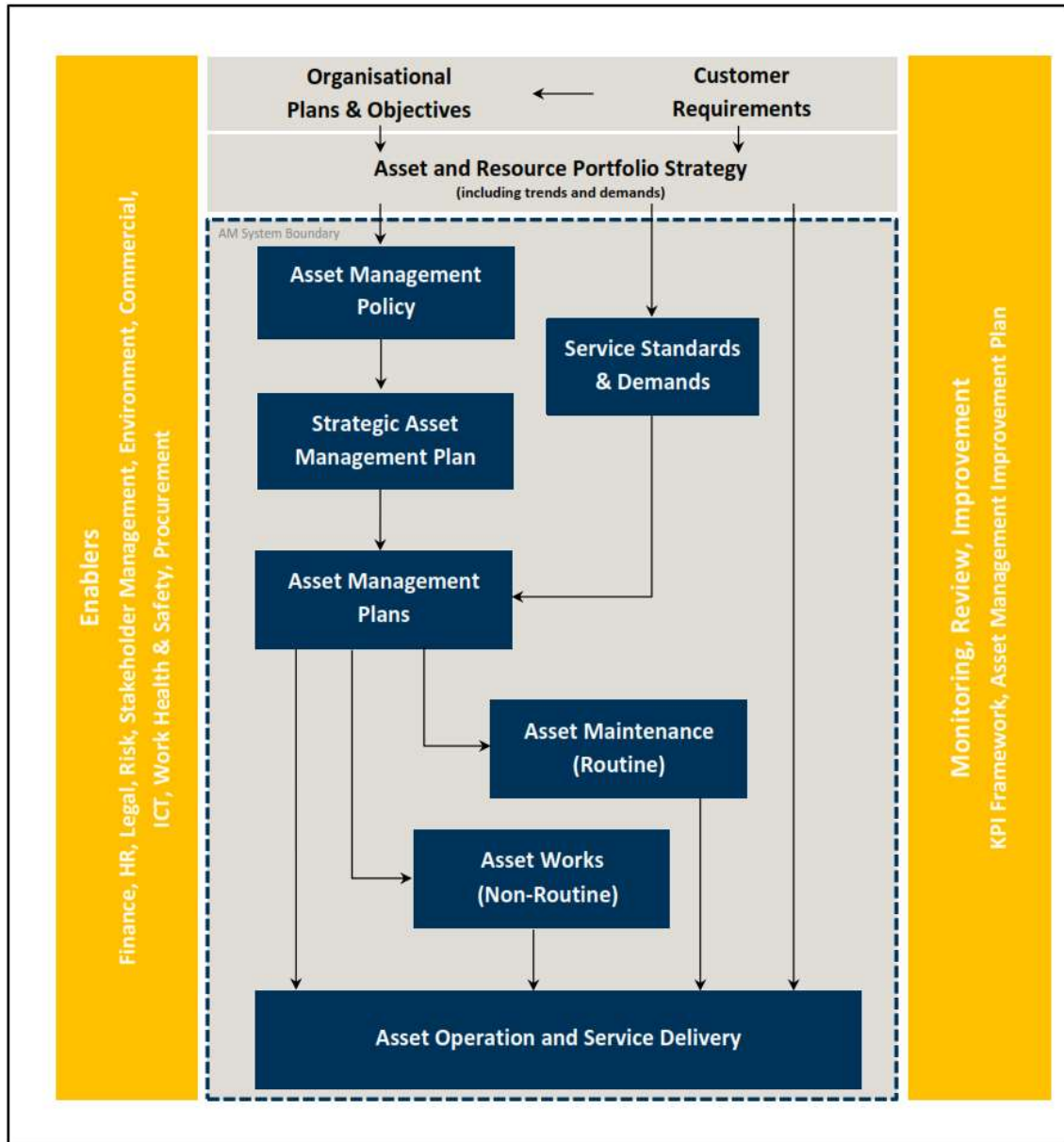
The key stakeholders who have a vested interest in the outputs of this plan are:

- SunWater Management and Board – strategic level information regarding the expenditure proposed over the five-year forecast period to support price path submissions and management decisions.
- SunWater Operations – alignment of expenditure forecast with revenue forecasts, monitoring implementation of agreed five-year price path and strategic direction for the operation, maintenance, renewal and growth of the asset portfolio.
- Customers – Clarity regarding the future direction for the services and assets over the five-year forecast period and how this translates into projects and programs of work.
- Queensland Competition Authority – Price path setting for monopoly based services namely Irrigation. Industrial pipelines are managed under individual customer contract and hence do not attract QCA oversight.

### 1.3 Context

SunWater’s Asset Management System overview is provided in Figure 1 which shows where the asset management plans fit within the key elements of the asset management system.

Figure 1 Overview of the Asset Management System<sup>1</sup>



Asset Management Plans are tactical plans for achieving strategies resulting from the strategic planning process. The SAMP provides a more detailed roadmap as to how business processes relating to asset management planning are undertaken, whilst the AMP focuses on the outcomes of those processes.

<sup>1</sup> Sourced from SunWater’s Strategic Asset Management Plan



Key information feeding into the AMP are:

- SunWater Corporate Plan and Statement of Corporate Intent
- Asset Management Policy
- Strategic Asset Management Plan
- Customer service standards and performance reports
- Asset performance reporting and studies
- Demand Forecasts, Risk Studies, Compliance Requirements and any other drivers for expenditure.
- Customer Feedback

Key information informed by the AMP includes:

- Operations and Maintenance Manuals
- Price path submissions
- Annual budget preparation and works scheduling
- Business Improvement Plans

## **1.4 Plan Methodology**

Details regarding the methodology by which this AMP has been prepared are provided in SunWater's Strategic Asset Management Plan.

The AMP's findings and forecast are based on available information at the time of preparation. Where information and knowledge gaps exist, these have been reflected in the improvement plan section of the AMP to allow an ongoing and continuous improvement to the quality of the plan.

The Asset Management Plan is a living document, reviewed on an annual basis during SunWater's budgeting cycle.

## **2. Service Contract Summary**

### **2.1 Maranoa River Water Supply Scheme**

The Maranoa River Water Supply Scheme is comprised of Neil Turner Weir. The scheme supplies water to irrigators in the area and provides bulk water to the town of Mitchell.

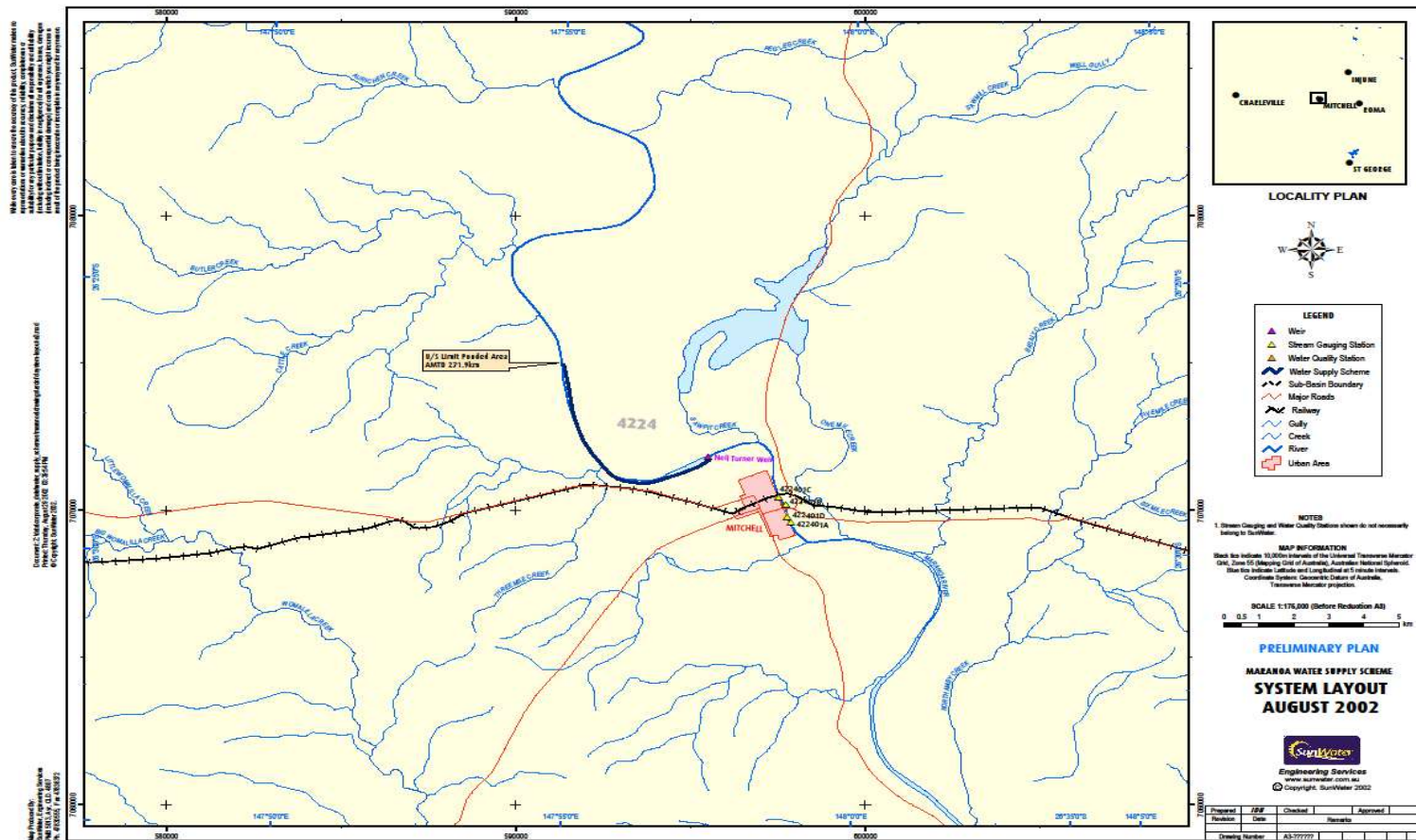
Figure 3 provides a schematic that describes the assets or systems that make up the service contract.

### **2.2 Location**

Neil Turner Weir is a sand filled concrete faced cascading structure made up from rock filled precast units. It was built in 1984 on the Maranoa River.

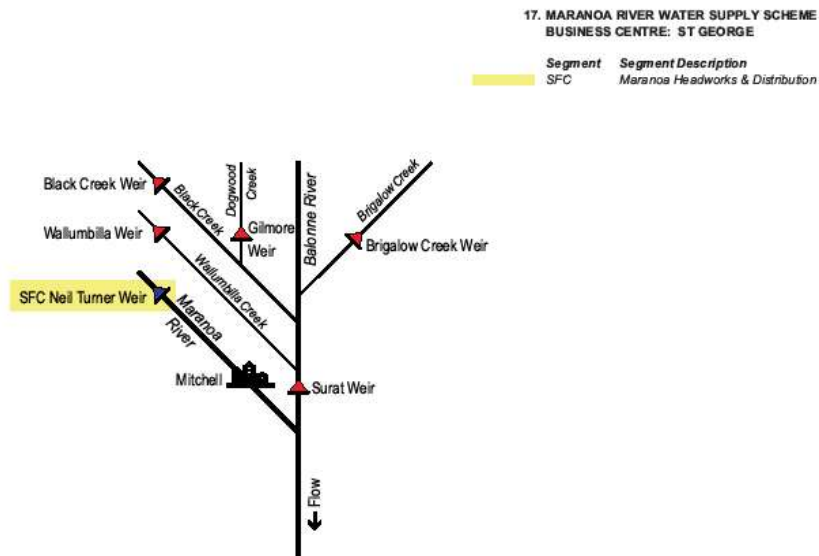
The Maranoa River Water Supply Scheme operates on a section of the Maranoa River between the Neil Turner Weir (AMTD 222.2 km) and the upstream limit of the weir ponded area (AMTD 231.9 km). The weir is constructed approximately 1 km north of the town of Mitchell to which it provides bulk water.

Figure 2 Location Plan<sup>2</sup>



<sup>2</sup> Image sourced from DIS

Figure 3 Schematic Diagram<sup>3</sup>



Prepared by SunWater  
Engineering Services Ayr Office

Map 17 - Maranoa River WSS  
Version 1 Date: 11/10/2004

Note: Image last updated in 2004. Assets and facilities shown in red are not owned by SunWater.

## 2.3 Capacities

The following table summarises the capacities of the Maranoa Supply key infrastructure.

Table 1 Maranoa Supply Facilities<sup>4</sup>

Facility	Function	Capacity
Neil Turner Weir <sup>5</sup>	Headworks for Maranoa River Water Supply Scheme	1,110 ML

## 2.4 Operational Framework

Maranoa Supply is operated and maintained from the SunWater St George regional office.

Centralised support functions are provided through the SunWater head office in Brisbane.

<sup>3</sup> Image sourced from DIS

<sup>4</sup> Data sourced from Five Year Asset Management Plan – St George Cunnamulla & Maranoa River 2011-2015 (#877992)

<sup>5</sup> Neil Turner Weir used to hold 1,960 ML, but is slowly sanding up

## 2.5 Critical Assets

Facilities, or significant assets, considered to be critical to the operation of the Maranoa Supply service contract are as follows:

- Neil Turner Weir

When developing the forward program of works as described in the WMS and for prioritisation of planned and unplanned maintenance activities, the criticality of the facility is taken into account to ensure works and undertaken within an appropriate timeframe and take precedence over works associated with less critical facilities.

## 2.6 Scheme Asset Profile

### 2.6.1 Asset Values and Age Profile<sup>6</sup>

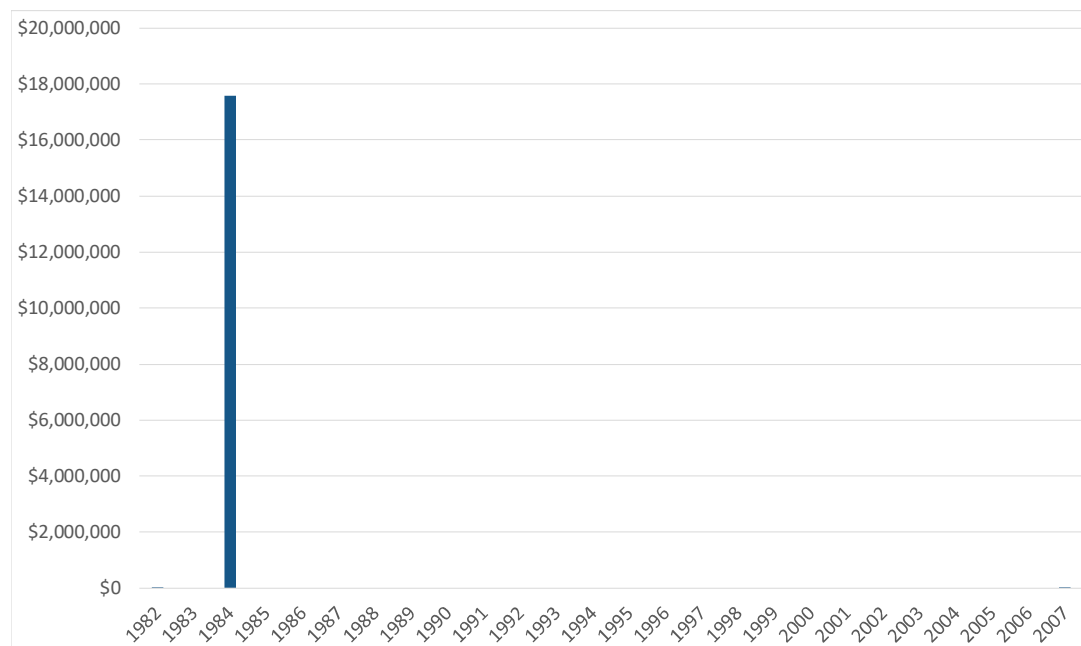
The following table provides a summation of the estimated replacement cost for all assets as used in the asset register for renewals planning. Non-operational assets (such as depots and offices) and externally owned assets (but managed by SunWater) have been excluded from this list.

**Table 2 Estimated Replacement Costs by Facility**

Facility	Total
MARANOA RIVER DISTRIBUTION	\$1,086
NEIL TURNER WEIR	\$17,601,261
<b>IBM Total</b>	<b>\$17,602,347</b>

The following figure provides an age profile for the Maranoa Supply showing the years in which the majority of the assets were constructed.

**Figure 4 Maranoa Supply Age Profile**



<sup>6</sup> Table data sourced from SunWater Asset register as extracted on 28/11/2017

## 2.6.2 Risk and Condition Profile

The following table provides a summary of the condition and risk profile for the Service Contract assets.

There are a number of assets that do not have a specific condition or risk score for logical reasons as described in the relevant assessment methodology manual.

**Table 3 Maranoa Supply Risk and Condition**

Condition	Risk				Total
	1	2	3	4	
1	0.31%	0.00%	0.00%	0.00%	0.31%
2	0.14%	0.00%	0.00%	0.00%	0.14%
3	0.80%	0.00%	0.00%	0.00%	0.80%
4	0.02%	0.00%	0.00%	0.00%	0.02%
5	98.73%	0.00%	0.00%	0.00%	98.73%
6	0.00%	0.00%	0.00%	0.00%	0.00%
<b>Grand Total</b>	<b>100.00%</b>	<b>0.00%</b>	<b>0.00%</b>	<b>0.00%</b>	<b>100.00%</b>

**Figure 5 Condition Profile**



Description of Condition Ratings are:

1. Perfect, as-new condition
2. Minor defects only
3. Moderate deterioration with minor refurbishment required to ensure ongoing reliable operation

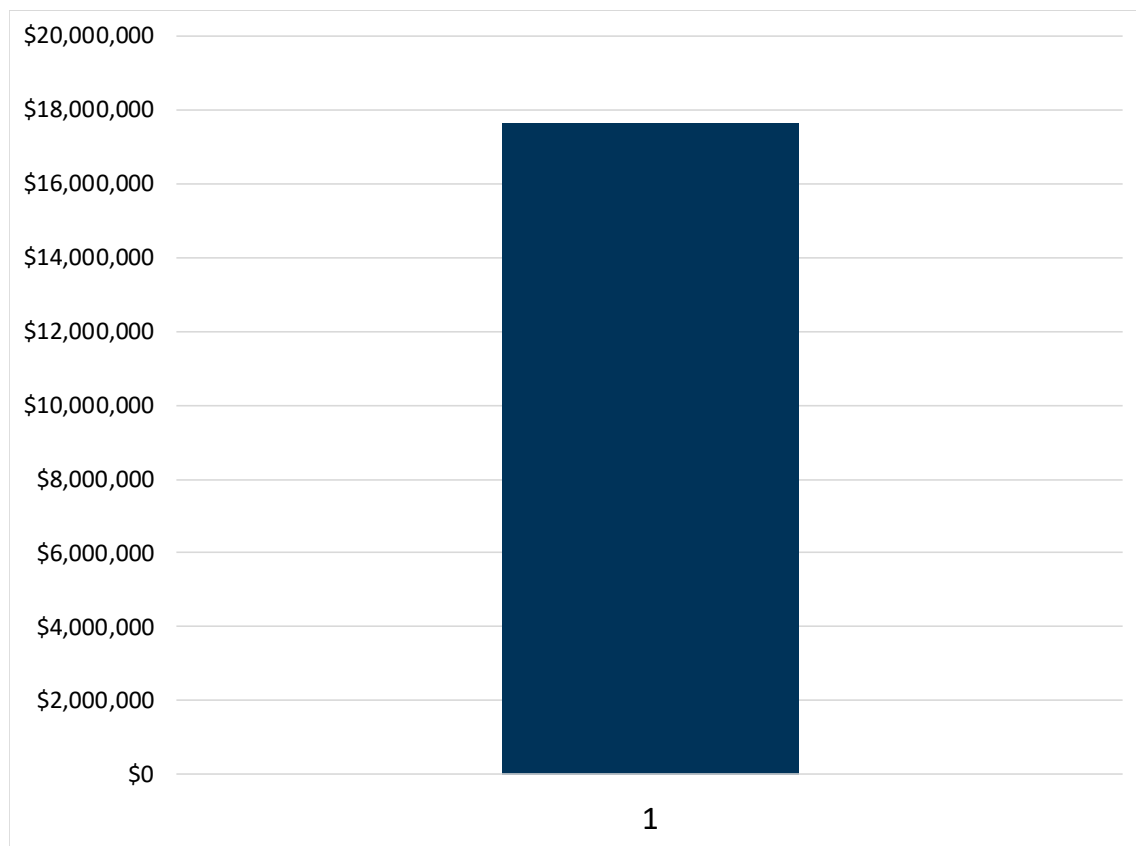
4. Significant deterioration with substantial refurbishment required to ensure ongoing reliable operation
5. Major deterioration such that asset is virtually inoperable
6. Asset has failed and is not operable

Of the assets with a condition score approximately 1.25 per cent by value are in condition 3 or better.

There are 98.75 per cent in condition 4 or 5 and nearing end of life.

Overall the majority of Service Contract assets are in a very poor condition and require significant renewals in order to maintain operation.

**Figure 6 Risk Profile**



Description of Risk Ratings are:

1. Low
2. Medium
3. High
4. Extreme

Of the assets that have been risk assessed:

100 per cent of all assets have a risk score of 1 (Low)

0 per cent Medium – no assets were identified as a medium risk.

0 per cent High – no assets were identified as a high risk.

0 per cent Extreme – no assets were identified as an extreme risk.

## 2.7 Customers

Maranoa River Supply customers are summarized as follows:

- Mitchell town water
- Environmental releases – Queensland government.
- River offtakes – customers primarily irrigation

### 2.7.1 Service Contract IBM Customers<sup>7</sup>

The following table identifies the water entitlements as published in the 2017/18 Maranoa Bulk Water Network Service Plan (NSP).

**Table 4 Maranoa River Supply Customer Entitlements**

Customer Segment	No. of Customers	Water Entitlements (ML)	High Water Priority (ML)	Medium Water Priority (ML)
Irrigation		800	0	800
SunWater		5	0	5
<b>Total</b>	<b>4</b>	<b>805</b>	<b>0</b>	<b>805</b>

SunWater entitlements relate to channel system distribution losses.

## 2.8 Service and Asset Standards

Water is stored and distributed by SunWater within the Maranoa River Water Supply Scheme in accordance with the Condamine and Balonne Resource Operations Plan (ROP) 2015 and Water Act. SunWater Ltd is the Resource Operations License (ROL) under the ROP and holds water supply contracts with allocation holders.

### 2.8.1 Water Supply Arrangements and Service Targets

Water distribution arrangements for the Maranoa River Supply are set out in the *Maranoa River Water Supply Scheme - Water Supply Arrangements and Service Targets* document (refer <http://www.sunwater.com.au/schemes/maranoa-river/scheme-information/rules-and-targets>).

These arrangements detail how water is to be distributed throughout the Maranoa River scheme and considers channel and river customers, supply rates, water ordering, planned shutdown timing, notices and durations, unplanned shutdowns and dispute resolution. The arrangements have been developed in consultation with customer representatives and are aimed at achieving sustainable, efficient and equitable delivery of water allocations.

Of relevance to the asset management plan and the potential need for capital intervention works is the following target:

- Channels and River customers – No customer will experience more than **10 unplanned interruptions** per water year.

<sup>7</sup> Sourced from 2017/18 NSP, 30 June 2017 version



Performance reporting against these service targets will identify any below target performances which will be investigated for possible rectification works.

## **2.8.2 Risk Management**

SunWater has developed a business model for determining the set of assets due for renewal over the forecast period. This model is risk based; assets are assessed for condition and risk and which is used in combination with anticipated asset lives to determine the type of intervention strategy required and the timeframe involved.

This risk model and SunWater's acceptable risk threshold drives the majority of asset renewals and refurbishment based works.

Details of this risk based model are provided in the SunWater Documents

- **Doc#956033 - Whole of Life Maintenance Strategy & Object Codes**
- **AM20 Methodology for Risk Assessment of Infrastructure Assets**
- **AM21 Asset Refurbishment Planning Methodology for Condition Assessments of Assets**

## **2.8.3 Compliance Requirements**

### **2.8.3.1 Resource Operating Plan (ROP)**

The *Condamine and Balonne Resource Operations Plan 2015 (ROP)* implements the provisions of the *Water Resource (Condamine and Balonne) Plan 2004* and is intended to drive water resource innovation and efficiency to benefit the region's community. The ROP sets out rules to guide supplemented water management in the Maranoa River Water Supply Scheme and implements strategies to support a number of ecological outcomes including monitoring requirements to assess performance against the water resource plan.

SunWater Ltd has been granted the Resource Operating Licence (ROL) for the Maranoa River Water Supply Scheme under the *Condamine and Balonne Resource Operations Plan (ROP) July 2015*.

As the Maranoa River Water Supply Scheme ROL holder, SunWater is required to operate the scheme in accordance with attachment 8 of the ROP which covers the following:

- Operating and environmental management rules:
- Water sharing rules:
- Dealing with water allocations:
- Seasonal water assignment rules:

Provisions are made under Chapter 15 of the *Condamine and Balonne ROP* to make amendments to the plan in accordance with the *Water Resource (Condamine and Balonne) Plan 2004* and/or relevant sections of the *Water Act 2000*.

### **2.8.3.2 Queensland Competition Authority (QCA)**

The Queensland Government sets the water prices that SunWater charge irrigators for water supply. The Queensland Competition Authority (QCA) undertakes the price reviews as directed by the Government.

In May 2012, QCA released its 'SunWater Irrigation Price Review: 2012-17' Final Report. The recommendations of the report were subsequently approved by the Queensland Government where the *Rural Water Pricing Direction Notice (No1) 2012* was issued under section 999 of the *Water Act 2000*. The current irrigation price paths set for SunWater apply until 30 June 2017.

In 2016, the Government decided to delay the next QCA price review by two years to allow prioritisation of the local management reform of SunWater's channel schemes (Local Management Arrangements). In the interim, the QCA proposed to set the price path for the period 1 July 2017 to 30 June 2019 by continuing the current irrigation pricing policies. This approach used the QCA recommendations (from its last reviews) as the cost target for each scheme or tariff group and reflect the minimum costs of supply for operating costs and asset maintenance costs, but excludes a commercial rate of return.

### **2.8.3.3 Workplace Health and Safety**

SunWater is required by law to comply with the *Work Health and Safety Regulation 2011*. This regulation states that a duty holder managing risks to health and safety must eliminate risks so far as is reasonably practicable. If it is not reasonably practicable to eliminate the risks the duty holder must minimise those risks so far as is reasonably practicable. The regulation also states that risks greater than significant to be mitigated/ controlled.

As such SunWater has a robust system in place to provide a duty of care to its employees, customers, contractors and visitors. Operating costs are invested annually to ensure this duty remains up to date and relevant.

Where the assets present a WHS risk, or where legislative changes require it, programs of safety improvements may be rolled out to protect the operators, visitors, customers and contractors.

### **2.8.3.4 Other Legislation**

There are many standards and regulations which SunWater is required to comply with regarding specific asset types. Examples include: ramps and ladders, lifting equipment, access and egress, lighting, fire and electrical.

SunWater ensures all assets are compliant with current codes, legislations and standards and monitors for changes and updates that may require further asset investment to achieve compliance.

## **2.8.4 Continuous Improvement**

SunWater undertakes a number of studies and investigations each year in order to identify opportunities to improve the efficiency or effectiveness of the service contract. Projects are identified on an as needs study and may apply across multiple service contracts or be specific to a service contract or specific assets. Such investigations and studies include:

- Energy usage and efficiency improvements for pump stations
- Water loss studies for channel and pipeline systems
- Improving metering and flows at weirs and dam spillways

## **2.9 Current and Future Demand**

As per the previous email, please add commentary around the current and future demands for this service contract. The following prompts are to guide your response.

### **2.9.1 Current Demand**

Although stored water volumes and supply is constant all year round, the total volume supplied is low as the weir is silted up, drastically reducing potential storage.

Current demand and usage is limited because of the siltation. The scheme would have originally intended to supply a higher level of irrigation, however this is not possible.

There are no SunWater controlled pump stations or delivery from the weir, customers pump directly from the pool, so extended maintenance shutdowns due to pump failure are not an issue. The weir itself can be shutdown for maintenance, during this time no releases are made available for customers downstream.

### **2.9.2 Future Demand**

The future outlook for water sales, and by extension, the expansion of agricultural industry is not currently possible. As a result, agriculture in the area is in decline.

### **2.10 Water Availability and Reliability**

Allocation announcements are not available for the Maranoa River Supply service contract.

### **3. Lifecycle Management Plans**

#### **3.1 Asset Planning Methodology**

The following text provides an overview of the approach SunWater takes to planning for routine and non-routine asset expenditure. Details of each methodology are provided in relevant controlled documents for a more thorough understanding of the approach.

##### **3.1.1 Routine Works**

SunWater plans asset work on a routine (preventive) and non-routine basis. Routine work is currently defined as recurring work with a frequency of 12 months or less.

Routine work plans are developed based on industry specifications for each asset, SunWater experience, compliance requirements and improvements in technology. The program consists of inspections, surveillance, condition monitoring and servicing of assets. The purpose of the program is to monitor the performance and condition of assets to ensure they continue to meet the agreed service standards and to detect when assets are operating outside of acceptable parameters so corrective action can be taken or scheduled.

Each asset type has a standard maintenance strategy that prescribes the frequency and timing of each type of maintenance activity. For example, a guard valve will have three monthly and twelve monthly operational and maintenance tasks prescribed to ensure it is kept in an acceptable condition for operational reliability and reduces the need for non-routine work or unplanned routine work.

Assets and systems have undergone a risk assessment to determine the criticality of the asset and its components to the function of servicing the customer. As a result maintenance strategies are tailored to align with this risk. Higher risk assets will typically have an increased frequency of activities whilst very low risk assets may be run to failure if appropriate. Likewise, response times to unplanned events are aligned with these risk levels.

These maintenance strategies have undergone extensive analysis to ensure the required function, performance, safety and compliance is achieved at the lowest cost to the end user.

This asset management plan focuses on the outcomes of the routine works planning process and the potential implications or issues at a scheme level.

##### **3.1.2 Non-Routine Works**

SunWater has an extensive asset register including a structured asset hierarchy of assets or systems, such as pump stations, so key items such as condition, risk rating, replacement value and remaining life can be recorded against individually replaceable parts. The model SunWater applies to this data provides a draft plan of works over the forecast period. While this AMP refers to the next six years, the QCA looks at the next 30 years for price path considerations. Both however, draw on the same data. The identification of non-routine work is initially driven by a combination of the asset condition and risk.

As this information is presented at the asset or equipment level, the asset planner considers a number of factors in order to translate this into a set of proposed projects for the next financial year. Factors taken into account include:

- Is the work really required? Can it be deferred? Will deferring it result in a low risk of failure or poorer customer service?
- What is the best option for the work? Refurbishment, replacement or modified maintenance?

- Can the work be aggregated into a larger project for the facility or an asset type program to deliver economies of scale?
- Does the work generally align with the lifecycle strategy for the asset?
- Can the project or aggregate of projects be achieved within the financial year?
- Does the overall expenditure forecast align with the agreed QCA price path? Rationalisation of projects may be required in order to fit within the price path however where appropriate or necessary the price path can be exceeded giving due consideration to the past overall expenditures and future years forecasts.

Ongoing updates and improvements to the proposed non-routine works plan occur throughout the year in the lead up to the budget submission phase. An updated project list is maintained in SunWater's SAP Works Management System (WMS) and undergoes continual refinement and change. The financial forecast presented in this AMP represents a point in time view of the proposed works and will likely to have undergone a number of changes before and possibly after budget approval.

Year 2 and beyond proposed works are typically not translated into projects for the following reasons:

- The environment has a significant impact on the achievement of the proposed works plan. For example, times of flood may require projects to be extended or deferred into the following year.
- Major climatic events such as Cyclones may require a complete change to the proposed works plan.
- Unplanned asset failures may require planned projects to be deferred.

As there are a number of significant issues that can largely undo any planned works for Years 2 and beyond, it is considered by SunWater good business practice to keep this primarily as a forecast of overall expenditure rather than agreed projects.

In addition to the consideration of risk and condition to developing the non-routine works plan other expenditure drivers exist that may generate works.

These include:

- Performance reports identifying assets or systems below the desired target. For example, pump efficiency, reliability of supply, unplanned outage costs etc.
- Service and Asset Initiatives may arise from the Corporate plan, Statement of Corporate Intent or other sources that define a project
- Growth and future demand may drive the need for augmentation or expansion projects as possible disposal or rationalisation projects
- Compliance based projects may be required to meet changes in legislation such as WHS, regulator requirements or equipment compliance standards.

The following section on expenditure drivers identifies the reasons for the proposed routine and non-routine works.

Further details on SunWater's approach to the preparation and scheduling of non-routine works can be found in the following SunWater documents:

- ***#1587501-Asset Management System Manual***
- ***#1599118-Asset Management Planning Methodology Paper***
- ***#1800010-Bulk Water Assets Strategic Plan 2015***

## **3.2 Drivers of Expenditure**

The following section draws out the key issues for the service contract regarding performance, compliance, growth and risk that are driving the proposed works program for the next six years.

### **3.2.1 Network Service Plans**

Stemming from the QCA's 2012 review of irrigation prices, SunWater publishes annual Network Service Plans (NSPs) based on service contracts as required by the QCA's pricing practices recommendation. The documents are published in advance of the QCA recommendations to provide customer review and comment. The NSP aligned to the Maranoa River Water Supply Scheme is Maranoa River Supply (IBM).

SunWater reviews the NSPs annually and prepares performance reports for customer representative bodies. The NSPs and the Annual Operations Reports can be found on the SunWater website <http://www.sunwater.com.au/schemes/nsp/annual-nsp-and-performance-reports/network-service-plans-2018>.

The NSP's primarily measures and reports on financial performance against budget and QCA targets. As the financial year progresses it may be necessary to defer some projects, modify budgets for some and bring others forward into the current year.

At the time of preparing this AMP there are no material changes to the proposed works program that will influence the six-year forecast.

### **3.2.2 Water Supply Service Targets**

The following table provides performance reporting against the Water Supply Agreement and Service Targets for the entire scheme. This includes the service contracts for Maranoa River Supply.

The service delivery failures reported relate to the distribution system, therefore Maranoa River Supply has no performance measures which fall outside of the water supply agreement and is not driving any specific projects.

**Table 5 Water Supply Performance Measures 2017/18**

	Planned Shutdowns		Unplanned Shutdowns		Meter Repairs	Max No. of Interruptions	Complaints & Enquiries		
	No. of Events	No. of Notification Failures for Planned Events	No. of Events	No of Duration Failures for Unplanned Events	Faults causing restriction to supply will be repaired within	No. of Customers Exceeding Target	No. of Complaints	No. of Complaints Exceeding Target (initial)	No. of Complaints Exceeding Target (resolution)
July 2017	0	0	0	0	0	0	0	0	0
August 2017	0	0	0	0	0	0	0	0	0
September 2017	0	0	0	0	0	0	0	0	0
October 2017	0	0	0	0	0	0	0	0	0
November 2017	0	0	0	0	0	0	0	0	0
December 2017	0	0	0	0	0	0	0	0	0
January 2018	0	0	0	0	0	0	0	0	0
February 2018	0	0	0	0	0	0	0	0	0
March 2018	0	0	0	0	0	0	0	0	0
April 2018	0	0	0	0	0	0	0	0	0
May 2018	0	0	0	0	0	0	0	0	0
June 2018	0	0	0	0	0	0	0	0	0
<b>Total YTD for 2017/18</b>	<b>0</b>	<b>0</b>	<b>0</b>	<b>0</b>	<b>0</b>	<b>0</b>	<b>0</b>	<b>0</b>	<b>0</b>

Note: zero events occurred over the reported period.

### 3.2.3 Corporate Driven Projects

Strategic level projects defined and driven by the Corporate Business Plan or Statement of Corporate Intent are identified here.

For the Maranoa River Supply, no strategic projects have been identified as listed in the Corporate plan.

### 3.2.4 Compliance Related Works

Dam Safety inspections and resulting works are compliance driven works to ensure the maintenance of safe and reliable headworks assets.

Dam Safety Upgrades are a significant expense and are intended to bring the Spillway and other assets into line with the latest design standards. As such, this program of work is funded separately by government and does not form part of the annuity calculation.

These Dam Safety Upgrades are also listed above as Corporate Plan listed projects and hence have a high focus from a corporate level that they are completed on time.

Other compliance driven works include programs such as installing compliant walkways, ladders and handrails for Workplace Health and Safety compliance and registered plant inspections and work.

A number of compliance driven programs have been established in the WMS. These include programs such as:

- Electrical switchboard inspections, testing and tagging

- Lifting equipment inspections, testing and tagging
- Dam Safety Inspections
- Weir Inspections
- Bridge inspections

### **3.2.5 Growth and Future Demand**

No growth or future demand related projects have been identified for the Maranoa Supply service contract.

### **3.3 Strategic Direction for Scheme**

No strategic direction statement is provided. Assumption for forecasting is existing services will continue as per current arrangements.



#### **4. Financial Forecast**

For a summary of the financial forecasts, refer to the relevant Network Service Plan (which is available on SunWater's web site).

## 5. AMP Improvement Plan

The following describes potential improvements that may be considered for implementation. Corporate level improvements apply across all AMP's whilst others are specific to this AMP.

### 5.1 Corporate Level Improvements

- Enhance the WMS to include a data field for each project to identify the work type, namely new asset, upgrade existing, replace, refurbish, disposal, study, investigation.
- Enhance WMS to include a data field to identify the primary driver for the works, namely compliance, service enhancement, condition and risk.
- Develop more asset related technical performance standards to guide and potentially drive the non-routine asset replacement and refurbishment programs. This could include for example measuring pump efficiencies in relation to condition, or monitoring water meter flow accuracies, and the impact of this on service standards. Implement procedures to measure these performance standards to feed into the planning process.
- Continuous improvement to current condition and risk based model to confirm the proposed timing of works generated is an acceptable starting point for the next year's works program development.
- Enhance the Functional Location asset register so condition and risk scores can be presented at a parent or facility level. At present, they are only provided at the asset or equipment level.
- Develop and document a strategic direction for each scheme and service contract to identify a more tangible understanding of how assets and services may change into the future so the more significant asset investment decisions can be made in the context of the anticipated life and function anticipated from the investment. In addition, clarify the goals and objectives for the scheme, systems or service contracts to support this future vision.

### 5.2 Improvements for this AMP

- Locality map and schematics at Service Contract level
- Improved performance reporting that links to the proposed works program (i.e. better demonstrate why the work is needed)
- Future AMPs should address feedback from customers
- Future AMPs should contain more accurate information. This requires SunWater to review AMP sources and update them to ensure relevant and up-to-date information.

### 5.3 Monitoring and Review Procedure

- This AMP shall be reviewed and updated annually in line with the NSP and Budget Cycle.
- Responsibility for review and update of this AMP rests with the Manager Strategy and Assurance in consultation with the other signatories at the front of this document.

## 6. References

- Strategic Asset Management Plan (SAMP)
- Maranoa River Water Supply Scheme - Water Supply Arrangements and Service Targets
- Condamine and Balonne Resource Operations Plan 2015 (ROP)
- Water Resource (Condamine and Balonne) Plan 2004
- Rural Water Pricing Direction Notice (No1) 2012
- Work Health and Safety Regulation 2011
- Maranoa River Water Supply Scheme – Scheme Operations Manual
- #1587501-Asset\_Management\_System\_Manual
- #1599118-Asset\_Management\_Planning\_Methodology\_Paper
- #1800010-Bulk\_Water\_Assets\_Strategic\_Plan\_2015
- #2320529-v1-Sunwater\_Reg\_Model\_17\_May\_2018\_FINAL\_LW\_for\_NSFs